

DAVID R. BEAUDRY

839 EAST JACKSON, SUITE B
MEDFORD, OR 97504
(503) 773-6705

August 29, 1989

Director, Bureau of
Alcohol, Tobacco and Firearms
Department of the Treasury
1200 Pennsylvania Ave.
Washington, D.C. 20226

Gentlemen:

This is an application that the "Rogue Valley" in southern Oregon be designated an American Viticultural Area under 27 CFR Part 9. This application is intended to follow the procedures described in 27 CFR Part 4, Section 4.25a(e)(2) and 27 CFR Part 9, Section 9.3(a). In support of this application I am attaching the following exhibits:

EXHIBIT I - Evidence that the name "Rogue Valley" is locally and nationally known and refers to the area specified in this application.

EXHIBIT II - Historical and current evidence that the boundaries of the proposed Rogue Valley AVA are as specified herein.

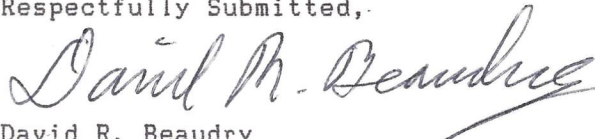
EXHIBIT III - Evidence relating to geographical features which distinguish the viticultural features of the proposed Rogue Valley AVA from the surrounding areas.

EXHIBIT IV - The specific boundaries of the proposed Rogue Valley AVA, based on features which can be found on United States Geological Survey maps of the largest applicable scale.

EXHIBIT V - Copy of U.S.G.S. Map Titled "Medford" at 1:250,000 scale with the boundaries of the proposed Rogue Valley AVA marked in red.

I look forward to your favorable ruling on this application.

Respectfully Submitted,



David R. Beaudry
Rogue Valley Grape Grower

Attachments

EXHIBIT I

Evidence that the name "Rogue Valley" is locally and nationally known and refers to the area specified in this application. 27 CFR Section 9.3(b)(1):

Locally, the names "Rogue River Valley" and "Rogue Valley" are used synonymously to describe those lands drained by the Rogue River and its many tributaries. These lands are entirely within southwestern Oregon and make up portions of Jackson, Josephine and northern Curry Counties. The scope of this application has been narrowed however, to include only portions of Jackson and Josephine Counties and to exclude Curry County altogether. The basis for this limitation is the philosophy that the Rogue Valley, AVA should include only those areas which have some current or past history of fine winegrape production. The principal cities within the Rogue Valley are Ashland, Medford and Grants Pass.

Among the residents of the region, the name "Rogue Valley" is in wide and constant use in everyday language. The name "Rogue Valley" is frequently used by commercial, governmental and charitable organizations to name their firms. For example, see the attached copies of the white pages taken from the 1989-90 Medford-Ashland and Grants Pass telephone books. Many more examples exist where local names have used the words "Rogue" or "Rogue River" within larger names to identify their organizations. Also, one of Jackson County's incorporated cities is called "Rogue River."

At the National level the name "Rogue Valley" is widely identified with the sport fishing industry on the Rogue River and with the pear orchards and pear packing houses of the region. The Rogue Valley is the third largest pear growing area in the nation. As J. Elizabeth Purser writes in The Winemakers of the Pacific Northwest (Harbor House, 1977), p.153: "This area is most known for its fruit production, especially the Rogue River Valley pears..." A thorough discussion of the Rogue Valley's pear growing history has been written by Clifford B. Cordy in his History of the Rogue Valley Fruit Industry (Medford, Oregon, 1977). Also see Blossoms & Branches; a gathering of Rogue Valley orchard memories (Ashland, Oregon, 1980) by Kay Atwood.

ROGUE B-ROGUE V

ROGUE BOARDING KENNEL 1497 Stage Rd S 773-3542
ROGUE BUSINESS FORMS P O Box 1026 Medford 773-1689
ROGUE COMMUNITY COLLEGE-JACKSON COUNTY MEDFORD CENTER 404 Walnut 772-7698
CENTRAL POINT ADULT EDUCATION & GED CENTER 404 Walnut 664-3125
MEDFORD ADULT ED & GED CENTER 404 Walnut 773-4352
ASHLAND ADULT & GED CENTER 455 Walker Av 482-3868
MALL CENTER 1600 N Riversd Av 779-6208
NEW JOBS PROGRAM 3069 Crater Lk Av 779-3709
VOCATIONAL TRAINING CENTER VA Domiciliary 826-1303
GRANTS PASS CAMPUS Toll Free 773-9914
ROGUE DENTAL Rogue Valley Mall 773-3703
ROGUE DISPOSAL SERVICE INC 135 W Main 779-4161
ROGUE EXCAVATION CONTRACTORS 2423 Delta Wtrs Rd 772-8250
ROGUE EXCURSIONS UNLIMITED 773-5983
ROGUE FEDERAL CREDIT UNION ASHLAND OFFICE 415 Lithia Wy 482-8521
NORTH MEDFORD OFFICE 770-3700
SOUTH MEDFORD OFFICE 905 Stewart Av 779-5711
ADMINISTRATIVE OFFICES ONLY 770-3724
ROGUE FLY & TACKLE CO 1600 Sky Pk Dr 779-6445
ROGUE GALLERY 40 S Bartlett 772-8118
ROGUE GRAPHICS 700 S 4th CentPt 664-3944
ROGUE INVESTMENTS P O Box 821 Medford Brnch 770-4910
ROGUE/KLAMATH RIVER ADVENTURE (WILLIE JO) 1505 Crown Av 779-3708
ROGUE MAILING MACHINE SERVICES 773-4200
ROGUE MEDICAL TRANSCRIBING SERVICE 8025 Rapp Ln Tal 535-2691
ROGUE OPERA Southern Oregon State College 1250 Siskiyou By 482-6400
ROGUE PACIFIC 40 N Front 664-3376
ROGUE PACIFIC LUMBER CO 1187 W McAndrews Rd 773-3617
ROGUE RADIATOR SERVICE 2425 N Pacific Hy 779-1921
ROGUE RIVER BREWING CO 216 Water Ashland 488-5061
ROGUE RIVER ESTATES 1395 Poplar Dr 779-7201
ROGUE RIVER EYE CLINIC 509 E Main Rogue River 582-4225
ROGUE RIVER JUNIOR ACADEMY 3675 Stage Rd S 773-2988
ROGUE RIVER MORTGAGE & INVESTMENT 777 NE 7th Grants Pass MEDFORD TEL NO--776-7997
ROGUE RIVER PACKING CORP cannery 121 E 13th 772-2982
ROGUE RIVER PROPERTIES 3607 Delta Wtrs Rd 773-1113
ROGUE RIVER PROPERTIES 273 Upper River Rd GdHl 855-9808
ROGUE RIVER PUBLIC SCHOOL 1898 E Evans Ck Rd Rogue River Medford Tel No--779-2662
ROGUE RIVER REDWOOD PRODUCTS 3645 Griffin Ck Rd 773-8490
ROGUE RIVER SOFTWARE 2822 Tahitian 779-3002
ROGUE RIVER VALLEY CREAMERY 311 N Front CentPt 664-2233
ROGUE RIVER VALLEY IRRIGATION DIST 3139 Merriman Rd 773-6127
ROGUE RIVIERA SUPPER CLUB 1754 Rogue River Hy GdHl 855-1207
ROGUE SKI SHOP 309 E Jackson 772-8047
ROGUE SMALL WORLD 157 W Calif Jkvl 899-1854

Rogue Travel Service logo and address: 14 S Central Av 773-8431

ROGUE TRUSS SYSTEMS INC 1741 Dowell Rd Grants Pass Medford Tel No--772-9877
ROGUE VALLEY ADDICTIONS RECOVERY CENTER 3200 Sardine Ck Rd GdHl 855-7594
ROGUE VALLEY APPLIANCE SERVICE 779-8315
ROGUE VALLEY ART ASSN 40 S Bartlett 772-8118
ROGUE VALLEY AUCTION 664-3371
ROGUE VALLEY BUSINESS MACHINES 773-5494
ROGUE VALLEY CARE CENTER 3693 S Pacific Hy Medford 535-4636
ROGUE VALLEY CHIROPRACTIC CLINIC 1609 Barnett Rd 779-8338
ROGUE VALLEY CHRISTIAN CHURCH 1440 S Oakdale Av 773-3144
ROGUE VALLEY CHURCH OF THE NAZARENE 1332 Mt Pitt 779-0190
ROGUE VALLEY CIRCUITS 113 N Central Av 779-1382
ROGUE VALLEY COIN EXCHANGE 32 S Central Av 772-2766
ROGUE VALLEY CONSTRUCTION CO 300 Luman Rd Phnx 535-1235
IF NO ANSWER 899-9098
ROGUE VALLEY COUNCIL OF GOVERNMENTS 155 S 2d CentPt 664-6674
MEDFORD 779-6785
AGING PROGRAM 776-6222
ROGUE VALLEY COUNCIL ON AGING 510 E Main 772-2273
ROGUE VALLEY COUNTERTOPS P O Box 3834 CentPt 664-5713
ROGUE VALLEY COUNTRY CLUB-CLUB HOUSE & OFFICE 2660 Hiller Rd 772-5965
GOLF & PRO SHOP 2660 Hiller Rd 772-4050
GREENS SUPERINTENDENT 2660 Hiller Rd 773-1949
KITCHEN 2660 Hiller Rd 772-4377
SWIMMING POOL 2660 Hiller Rd 772-4377
ROGUE VALLEY CREDITORS SERV Southern Oregon Credit Service Inc 843 Stewart Av Suite 11 773-6238
ROGUE VALLEY CYCLE CO 112 S Pacific Hy Tal 535-1242
ROGUE VALLEY DATA PROCESSING Medford Corporation P O Box 1645 Medford 776-2190
ROGUE VALLEY DENTAL ARTS INC 1150 Crater Lk Av 779-6503
ROGUE VALLEY DIALYSIS SERVICES 492 Murphy Rd 776-4805
ROGUE VALLEY DRILLING INC 1960 Knowles Rd 776-7944
ROGUE VALLEY ELECTRIC 290 Star Gulch Rd Jkvl 899-7539
ROGUE VALLEY ENTERPRISES 1 W Clark 772-2555
ROGUE VALLEY EQUINE SERVICES 535-3056
ROGUE VALLEY FAIR SHARE 33 N Central Av 779-4910
ROGUE VALLEY FARM EQUIPMENT & REPAIR 3005 Crater Lk Hy 772-1026
ROGUE VALLEY FIRE EXTINGUISHER CO 2067 Bradbury 773-2244
ROGUE VALLEY FREE CHURCH 2400 Siskiyou By Ashland 488-2779
ROGUE VALLEY FUEL 2636 Jacksonville Hy 770-5880
ROGUE VALLEY FUNERAL SERVICES 2680 N Pacific Hy 773-5679
ROGUE VALLEY GENEALOGICAL SOCIETY INC 125 S Central Av 770-5848

ROGUE VALLEY HEALTH CLUB 338 N Front 779-5853
ROGUE VALLEY HEALTH FOUNDATION 2650 Siskiyou By Suite 201 770-5025
ROGUE VALLEY HEALTH SERVICES INC 2598 Barnett Rd Suite A 770-4106
ROGUE VALLEY HEATING & AIR CONDITIONING 261 Barnett Rd 773-8806
ROGUE VALLEY HEATING-AIR CONDITIONING & PLUMBING See Rogue Valley Mechanical
ROGUE VALLEY HOME & RENTAL REPAIR INC 1110 E Jackson 772-4067
ROGUE VALLEY INSURANCE AGENCY 1062 E Jackson 779-1321
ROGUE VALLEY LAND CO 2640 Barnett Rd 773-3641
ROGUE VALLEY LAWN SERVICES 770-5701
ROGUE VALLEY LIVESTOCK INC 664-3371
ROGUE VALLEY MAGAZINE 510 E Main Rogue River Medford Tel No--772-9068
ROGUE VALLEY MALL 1600 N Riverside Av 776-3255

ROGUE VALLEY MANOR logo and address: 1200 Mira Mar Av
GENERAL INFORMATION 773-7411
ADMINISTRATION 776-5211
ADMISSIONS 776-5214
ACCOUNTING 770-1608
DEVELOPMENT/FOUNDATION 776-5213
DINING SERVICES 776-5241
DONALD E LEWIS CENTER 770-1605
FACILITY SERVICES 776-5231
FOSTER GRANDPARENT PROGRAM (FGP) 776-2760
HEALTH SERVICES 776-5375
MARKETING 776-5215
PERSONNEL 770-1606
RETIRED SENIOR VOLUNTEER PROGRAM (RSVP) 776-2760
ROSS KNOTTS CENTER 770-1605

ROGUE VALLEY MARBLE CO 940 Southeast M Grants Pass Medford Tel No--770-2594
ROGUE VALLEY MASONRY INC 439 Ross Ln N 779-1105
ROGUE VALLEY MECHANICAL 779-8333
ROGUE VALLEY MEDICAL ARTS CENTER 691 Murphy Rd 779-6911

ROGUE VALLEY MEDICAL CENTER logo and address: 2825 Barnett Rd
GENERAL INFORMATION 773-6281
PATIENT ROOMS 773-6281
PATIENT STATUS INQUIRIES 770-4157
ADMITTING 770-4158
BUSINESS OFFICE-INSURANCE INQUIRIES 770-4111
CREDIT OFFICE & BILL PAYMENTS 770-4136
CHILDREN'S DENTAL CLINIC 770-4249
CHILDREN'S MIRACLE NETWORK TELETHON 2650 Siskiyou By 770-5048
EDUCATIONAL SERVICES 770-4148
EMERGENCY LINE FOR THE DEAF 770-4240
EMERGENCY DEPARTMENT 770-4144
HOME IV SERVICES 770-5016
HUMAN RESOURCES/PERSONNEL 770-4243
INFORMATION DESK 770-4157
LABORATORY 770-4164
MENTAL HEALTH SERVICES 770-4222
NURSING STAFF 770-4214
OCCUPATIONAL HEALTH DEPT 2650 Siskiyou By 770-4236
Continued On Next Column

Continued From Last Column
ROGUE VALLEY MEDICAL CENTER OPTIFAST PROGRAM 770-5020
PHARMACY 691 Murphy Rd Suite 109 770-4235
PHYSICAL REHABILITATION SERVICES 2650 Siskiyou By 770-4235
PULMONARY REHABILITATION 770-5048
RADIATION ONCOLOGY 770-4235
ROGUE VALLEY DIALYSIS SERVICES 492 Murphy Rd 776-4806
ROGUE VALLEY HEALTH FOUNDATION 2650 Siskiyou By 770-5020
ROGUE VALLEY HEALTH SERVICES 2650 Siskiyou By 770-4106
ROGUE VALLEY SERENITY LANE ALCOHOL & DRUG TREATMENT 600 S 2d CentPt 664-1208
SENIOR SERVICES DEPT 691 Murphy Rd Suite 212 770-5211
SLEEP DISORDERS DEPT 770-4324
SMULLIN CENTER 770-4148
SOCIAL SERVICES DEPT 770-4227
SPECIAL STUDIES DEPT 770-4227
WORK HARDENING DEPT 691 Murphy Rd Suite 109 770-4707
X-RAY DEPT 770-4324
ALL OTHER DEPARTMENTS 773-6281

ROGUE VALLEY MICROFORMS 107 W 4th Phnx 535-3564
ROGUE VALLEY MOBILE VILLAGE 3761 S Pacific Hy Medford 535-1464
ROGUE VALLEY MORTGAGE INC 261 Barnett Rd 779-0976
ROGUE VALLEY NEWS 779-3500
ROGUE VALLEY OIL CO 1000 S Central Av 772-6181
ROGUE VALLEY OPTICAL CENTERS See Vista Optical Center

ROGUE VALLEY OPTOMETRIC CLINIC 309 Genessee 779-2099
ROGUE VALLEY PAGING See Oregon Paging
ROGUE VALLEY PERSONNEL AGENCY 840 E Jackson 773-8444

ROGUE VALLEY PHYSICIANS' SERVICE 14 N Central Av 779-6463

ROGUE VALLEY PHYSICIANS' SERVICE PHARMACY 14 N Central Av 772-2211
ROGUE VALLEY POLYMERS 1405 Antelope Rd White City 826-2651
ROGUE VALLEY PRECISION MACHINING INC 1500 Antelope Rd White City 826-7681
ROGUE VALLEY PRINTING 2380 S Pacific Hy 776-8400
ROGUE VALLEY PROFESSIONAL AUTO DETAILING 943 Summit Av 772-6531
ROGUE VALLEY PSYCHOLOGICAL ASSOCIATES 1005 E Main Suite 1 773-4076
ROGUE VALLEY ROE 894 S Front CentPt 664-4431
ROGUE VALLEY SALES N SERVICE 1303 Redwood Av Grants Pass Medford Tel No--776-2488
ROGUE VALLEY SATELLITE INC 1495 NE 7th Grants Pass 476-1799
ROGUE VALLEY SERENITY LANE TREATMENT CENTER FOR ALCOHOL AND DRUG DEPENDENCY 600 S 2d CentPt 664-1208
ROGUE VALLEY SOUTH 4624 S Pacific Hy Phnx 535-7411
ROGUE VALLEY STATIONS INC OFFICE 776-1227
ROGUE VALLEY STORAGE CO 853 S Riverside Av 772-4444
ROGUE VALLEY SYMPHONY Southern Oregon State College 1250 Siskiyou By 482-6358
ROGUE VALLEY TAILORING 3003 Highway 66 488-0751
ROGUE VALLEY TONE N TRIM 1800 Barnett Rd 772-9906

ROGUE VALLEY TRANSIT DISTRICT BUS SERVICE 3200 Crater CAR POOL 3200 Crater Lk A
ROGUE VALLEY TRANSPORTATION DISTRICT See Rogue Va
ROGUE VALLEY WHOLESALERS FLOREST 3960 Jacksonvil
ROGUE VALLEY WINDOW 1600 N Riverside Av
ROGUE VITAMINS & GIFT 1008 Court
ROGUE WILDERNESS INC 3388 Merlin Rd Grants Pass
ROHDE D Paul & Cherayne 115 Cr Richard D 120 Twin Echo
ROHL FL 4069 S Pacific Hy
ROHLF Earl E Jr 2037 Stag Patricia
R 920 Winchester
ROHR Robert L 2280 Buen Sam & Marcy 2077 Arch
ROHRBOUGH Rick & Tan
ROJAS Jesse 405 Chestnut
ROLAND Jerry 419 N Colour
Robert N 3555 S Pacific H Harold & Jessie 1100 Spring
ROLFING 349 E Main
ROLFSNESS Roger
ROLIE Harlan D 890 Hill Jk
ROLIE RE-ENTRY SERVICE 1237 N Riverside Av
ROLIE Tom P 3266 Britt Av
ROLLI Mary A 2290 E Main
ROLLH C & A 542 S Ivy
ROLLA Margaret & Ron
ROLLIE Susan & Wayne 3
ROLLETT Bob & Marge 300 Luman Rd Phnx
ROLLING HILLS FARM 2931 W Griffin Ck Rd
ROLLINS Cindy 1331 Sallin D R 3000 Griffin Ck Rd
Dan 3000 Griffin Ck Rd
Lloyd 2990 Scenic Av Cent Rod 1800 Crater Lake Av
ROLLIS M E
ROLLS Bill 823 Cherry Darrell W 1549 Stratford James W & Carol K 25 F
ROMANO L Tom
ROMBACH Alan 1717 She Bill 6330 Dark Hollow Rd P Bob 4855 Pioneer Rd Terry O 104 Locke Ln Phn
ROMBERG James & Juli 698 Roca Ashland
ROMBS Walter J 6901 Old Stage Rd Cent
ROME Anthony C & Pa 100 Ridge Rd
ROME INN BED & BREA 295 Idaho
ROMERO D 340 S Oregon
ROMIG Robert & Kim 3043 Springbrk Rd
ROMINE Charlie A 344 S
ROMINGER Harold 613 Laurel CentPt
ROMIO Roberta 375 Tolm
ROMMEL Samuel 3555 S Pacific Hy Phnx
RONDA Jim & Connie 2540 Delta Wtrs Rd
RONDEL Clarence V 748
RONDO LANES 1505 Siskiyou AM
Clancy
RONE FRED Rone's Tax Ser 3512 Table Rock Rd Medfo
RONE Jack Marguerite 3512 Table Rock Rd Mex
RONEMUS Eric & Mary 3381 N Phenix Rd Med
RONER M Theodore 169 Winema V
RONE'S TAX SERVICE 3512 Table Rock Rd Medf OR CALL

- 476-7251 ROGUE RIVER CITY & RURAL FIRE PROTECTION DIST.—
- 479-0202 FIRE & MEDICAL EMERGENCIES Dial 911
- 479-5481 OTHER FIRE DEPT BUSINESS 111 Brdwy 582-4411
- 476-1417 ROGUE RIVER DENTURE SERVICE
- 479-0243 1850 Williams Hy 476-0254
- 476-2166 ROGUE RIVER EXXON Pine 582-4356
- 474-1088 ROGUE RIVER EYE CLINIC 509 E Main 582-4225
- 476-7909 ROGUE RIVER FAMILY PRACTICE CLINIC
- 479-7962 509 E Main 582-0505
- 476-5562
- 476-0584
- 479-7347
- 479-3208
- 476-9200
- 479-0088
- 474-9720
- 476-2227
- 476-3064
- 476-6370



- 474-5001 ROGUE RIVER FLORIST-GIFTS—
- 476-6436 SOUTH GRANTS PASS 613 SE 6th 476-8831
- 479-2292 NORTH GRANTS PASS 1595-B NE 6th 479-0174
- 474-2103
- 474-3879
- 479-1324
- 476-5369

- 479-5541 ROGUE RIVER GUNWORKS 914 Rogue River Hy -- 476-1506
- 479-5487
- 582-3709
- 476-5459

ROGUE RIVER HARDWARE CO
324 SW 6th 476-4488

ROGUE RIVER INN
6285 Rogue River Hy Grants Pass 582-1120

ROGUE RIVER MOBIL See Rogue River Towing



- 779-6445
- 476-5902
- 476-7786
- 476-3825
- 476-2628
- 476-9903
- 479-6020
- 582-3122
- 582-0559
- 479-4010
- 476-4307
- 474-1931
- 476-2277
- 479-5653
- 479-8396
- 479-4716

- 582-1482
- 582-1711
- 582-1707
- 582-0361
- 582-2571
- 582-3234
- 582-3570
- 582-3297
- 582-3233
- 582-3235
- 476-3825
- 582-4441

- 479-9707
- 582-3751
- 582-0609
- 582-1262
- 582-4590
- 582-1130
- 582-3275
- 582-4595
- 476-3818
- 582-2788
- 479-5963
- 582-1634
- 476-1051
- 582-0090

"Serving Grants Pass Since 1974"

RRR

ROGUE RIVER RENTALS & SALES

ROGUE RIVER RENTALS & SALES—

- NORTH 2155 NW Vine 476-6008
- SOUTH 1303 Redwd Av 476-1156

- ROGUE RIVER SCREEN PRINTERS
- Call Artistic Screen Printers Inc 479-9707
- ROGUE RIVER SELF STORAGE 5350 N River Rd -- 582-3751
- ROGUE RIVER SENIOR CLUB 132 Brdwy 582-0609
- ROGUE RIVER SEVENTH DAY ADVENTIST
- CHURCH 4300 N River Rd GdHl 582-1262
- ROGUE RIVER TEXACO 125 Depot 582-4590
- ROGUE RIVER TIRE STORE Pine Rogue River 582-1130
- ROGUE RIVER TOWING Main & Depot 582-3275
- ROGUE RIVER TRADING POST
- 7091 Rogue River Hy Grants Pass 582-4595
- ROGUE RIVER TRIPS AT GALICE
- 11744 Galice Rd Merlin 476-3818
- ROGUE RIVER UPHOLSTERY
- 8670 Rogue River Hy Grants Pass 582-2788
- ROGUE RIVER VALLEY GRANGE NO 469
- 2064 Upper River Rd 479-5963
- ROGUE RIVER VIDEO 510 E Main 582-1634
- ROGUE RIVER VINEYARDS LTD 3145 Helms Rd - 476-1051
- ROGUE RIVER WINDOW TINTING 582-0090

- ROGUE RIVERA SUPPER CLUB
- 1754 Rogue River Hy Gold Hill 855-1207
- ROGUE THEATRE 143 SoutheastH 476-2418

ROGUE TRANSPORTATION INC.

- ROGUE TRANSPORTATION INC.—
- AIRPORT TRANSIT SERVICE 479-3217
- GRANTS PASS CAB CO 476-6444
- SMITH SHUTTLE SERVICE 476-9010

- ROGUE TRUSS SYSTEMS INC 1741 Dowell Rd -- 476-0854
- ROGUE VALLEY AMUSEMENT CO 745 NE7th 479-0101
- ROGUE VALLEY CHRISTIAN SCHOOL
- 1515 Redwd Av 474-5000
- ROGUE VALLEY COMMUNITY CHURCH
- 623 Pine 582-0737

- ROGUE VALLEY COUNCIL OF GOVERNMENTS—
- 155 S 2d Central Point 664-6674
- AGING PROGRAM 474-3110
- ROGUE VALLEY ENGRAVING 850 NW 6th 476-0034
- ROGUE VALLEY FENCING
- 3045 Highland 476-9622
- ROGUE VALLEY FINANCIAL SERVICES
- 431 NE7th 476-5810
- ROGUE VALLEY FLOORS See Valley Cabinets & Carpets

- ROGUE VALLEY HEATING-AIR CONDITIONING & PLUMBING
- 113 SouthwestM 476-3211
- ROGUE VALLEY LOCK & KEY 239 Northeast D 476-0036
- ROGUE VALLEY MARBLE CO 940 Southwest M 474-4319
- ROGUE VALLEY MECHANICAL COMPANY
- 113 SouthwestM 476-3211

- ROGUE VALLEY MEDICAL CENTER 2825 Barnett Rd Medford—
- GENERAL INFORMATION 773-6281
- PATIENT ROOMS 773-6281
- PATIENT STATUS INQUIRIES 770-4157
- ADMITTING 770-4158
- BUSINESS OFFICE—
- INSURANCE INQUIRIES 770-4111
- CREDIT OFFICE & BILL PAYMENTS 770-4136
- CHILDREN'S MIRACLE NETWORK
- TELETHON 2650 Siskiyou By Medford 770-5048
- CHILDREN'S DENTAL CLINIC 770-4249
- EDUCATIONAL SERVICES 770-4148
- EMERGENCY LINE FOR THE DEAF 770-4240
- EMERGENCY DEPARTMENT 770-4144
- HOME IV SERVICES 770-5016
- HUMAN RESOURCE/PERSONNEL 770-4243
- INFORMATION DESK 770-4157
- LABORATORY 770-4164
- MENTAL HEALTH SERVICES 770-4222
- NURSING STAFF OFFICE 770-4214
- OCCUPATIONAL HEALTH DEPT
- 2650 Siskiyou By Medford 770-4236
- OPTIFAST PROGRAM
- 691 Murphy Rd Suite 109 Medford 770-5023
- PHARMACY 770-4251
- PHYSICAL REHABILITATION 770-4255
- PULMONARY REHABILITATION 770-5049
- RADIATION ONCOLOGY 770-4263
- ROGUE VALLEY DIALYSIS SERVICES
- 492 Murphy Rd Medford 776-4805
- ROGUE VALLEY HEALTH FOUNDATION
- 2650 Siskiyou By Medford 770-5025
- ROGUE VALLEY HEALTH SERVICES
- 2650 Siskiyou By Medford 770-4106
- ROGUE VALLEY SERENITY LANE ALCOHOL & DRUG TREATMENT 600 S 2d Central Point 664-1205
- SENIOR SERVICES DEPT
- 691 Murphy Rd Suite 212 Medford 770-5233
- SLEEP DISORDERS DEPT 770-4320
- SMULIN CENTER 770-4148
- SOCIAL SERVICE DEPT 770-4272
- SPECIAL STUDIES DEPT 770-4292
- WORK HARDENING DEPT
- 693 Murphy Rd Suite 109 Medford 770-4707
- X-RAY DEPT 770-4322
- ALL OTHER DEPARTMENTS 773-6281

- ROGUE VALLEY MOBILE HOME SPECIALISTS
- 1996 Cloverlawn Dr 476-7619
- ROGUE VALLEY MOTEL
- 7799 Rogue River Hy Grants Pass 582-3762

- ROGUE VALLEY OVERNITERS RV PARK
- 1806 NW 6th 479-2208
- ROGUE VALLEY PAVING 3394 W Evans Ck Rd 582-1128
- ROGUE VALLEY PERSONNEL AGENCY
- 840 E Jackson Medford 773-8440
- ROGUE VALLEY PHYSICAL THERAPY
- 1236 NE7th 474-0863
- ROGUE VALLEY PHYSICIANS' SERVICE—
- GRANTS PASS 479-9465
- ROGUE VALLEY PHYSICIANS' SERVICE
- PHARMACY 1309 NE6th 476-4647
- ROGUE VALLEY RACQUETBALL HEALTH & FITNESS CENTER
- 300 Northeast F 476-9867
- ROGUE VALLEY REAL ESTATE
- 888 NE Greenfld Rd 479-8371
- ROGUE VALLEY RETIREMENT 1001 Northeast A 479-6400
- ROGUE VALLEY SASH & DOOR INC
- 310 NW Morgan Ln 476-6810
- ROGUE VALLEY SATELLITE INC
- 1495 NE7th 476-1790
- ROGUE VALLEY SYMPHONY
- 1250 Siskiyou By Ashland 482-6353
- ROGUE WESTERN TRANSPORT 3388 Merlin Rd 479-6515
- ROGUE WILDERNESS INC 3388 Merlin Rd 479-9554
- ROHAN G B
- Rick 511 Donet Ln Merlin 479-4384
- 476-7004
- ROHDE Bret
- R H 855 Bailey Dr 474-9312
- ROHLFING Bill 601 Barbara Dr 479-9323
- V F 7007 Mount Dr 479-6533
- Walter L 1414 Southwest K 476-7202
- ROHRBACH Gene 120 Holbrk Wy 474-9614
- ROID Harold E 2477 Highland Av 479-4829
- ROJAS Don 958 W Park 479-6850
- ROJO L K 582-4462
- ROLAND M 474-3871
- ROLER S 1951 Meadow Glen 479-4272
- ROLEY Charles E 200 SW Lewis Av 479-3976
- Joe 1867 Lonnon Rd 476-5061
- ROLEY'S PACIFIC SUPPLY CO
- 111 Union Av 479-7578
- ROLFE A F 289 E Park 479-3246
- ROLLER Emerson 1335 SW Isham 479-1009
- ROLLINS Frank L 902 Brdwy Rogue River 582-4346
- H (Jack) 476-6774
- ROLLINS H (JACK) Grants Pass Insurance Agency 1731 Williams Hy 476-4473
- Res P O Box 1510 Grants Pass Brnch 476-6774
- ROLLINS 1218 Kingsbury Dr 479-3100
- ROLLO Gertrude 1021 Northeast A 479-1404
- ROLPH Earl V 582-4094
- Frank & Pauline 7875 E Evans Ck Rd 582-0688
- Keith & Marcella 1288 E Evans Ck Rd 582-2289
- Troy 2280 Queens Branch Rd 582-0349
- ROMANO Victor 333 Opal Ln 474-5034
- ROMELE Stacy 1122 Northwest C 479-0785
- ROMERO Robert P 710 SW Cypress 474-3349
- ROMIG C E 14223 Galice Rd 476-7019
- ROMINE RH 474-7987
- Ron 12863 Redwd Hy Wilderville 474-4521
- ROMO Joe 250 Sallsten 479-9337
- ROMSDAHL Harlan 1420 E Park 479-4491
- RONAN Rita 476-5971
- RONDEAU Benjamin G 6761 Monument Dr 476-7521
- George 6811 Monument Dr 479-2035
- L 315 W Evans Ck Rd 582-1748
- RONE B A 124 Waverly Dr 479-1723
- RON'S DRUGS See Rogue Pharmacy Inc
- RON'S TREE SERVICE 164 Susan Ln 476-2366
- ROOD M 400 Southeast I 479-1357
- ROONEY Edwin J 2541 Merlin Rd 474-4335
- ROONEY PAT CONSTRUCTION 864 Pecq Rd 476-5520
- ROOSEVELT LAUNDRY & DRY
- CLEANING 200 NW 4th 479-4482
- ROOT Dony L & Barbi L 2395 Redwd Av 474-6692
- E A 225 Southrdy Wy 479-8298
- Steven W 755 N River Rd Rogue River 582-0970
- ROOTS Michael & Laura 724 NE 8th 476-9180
- ROPER James R 333 Country Aire Dr 476-8177
- Kenneth W 3284 Elk Ln 479-5246
- WL 474-0707
- ROSA Clarence 4100 New Hope Rd 476-3478
- Rick 130 Arroyo Dr 479-6450
- Roy & Violet 601 NE 8th 476-7422
- ROSAS Edward 479-3439
- ROSEBERG Lillian N 115 NW Morgan Ln 479-5140
- ROSBOROUGH Everett G 2325 Highland Av 476-2955
- ROSE C S 430NE Candy Ln 479-9835
- Clyde Jr & Dixie 809 Sams Cir 476-9530
- D 160 Cedar Rogue River 582-0677
- Duane D 424 NW Pleasant Vw Dr 476-8671
- Frank & Tracy 1419-1/2 SW Bridge 479-5669
- G 582-2726
- Garry & Cindy 343 Sunrise Dr 479-8972
- Glenn A 2290 Stringer Gap Rd 479-7375
- ROSE John J 965 NE 1J
- Joseph J 1769 Phillips
- Joseph L 111 Savage
- Lewis A Bud 737 NE A
- Lila 1769 Phillips Ln --
- Loretta 5991 Jerome I
- Marvin C
- Raymond C 237 Walk
- Russell 608 Pine Rogu
- W E 2551 Granite Hill Rd
- ROSEBERRY B E C I
- ROSEBOROUGH E C I
- Edward 2444 Elk Ln
- Meredith 5238 Leona
- ROSEBRAUGH Albert
- ROSECRANS E J 618 N
- ROSEHART Mike
- ROSEHAVEN 1050 SE I
- ROSEHILL Edward &
- ROSENBAUM TL --
- ROSENBAUM DOROTHY
- ROSENDAHL Robert
- ROSENQUIST Arnold
- ROSENTHAL THOMAS
- 1080 Ferry Rd
- ROSEVEAR Robert J
- ROSKELLEY Blane K
- ROSLINGTON Fred S
- ROSPOND Ronald P
- ROSS C W 408 Espegy Rd
- Cameron & Gregor
- Charley W 1001 Horl
- D 300 Walker Rd
- David C & Nell 934 P
- Dick 301 Adeline Dr --
- Donald 551 Towne --
- E A 1467 Rounds
- E Robert & Shirley
- Edward F 5922 Fish
- Greg & Dawn
- Henry M 2583 Queen
- Howard
- L J 605 SW Sunwd Wy
- P D
- Sandy
- Terry & Cathy 934 M
- ROSSEL M J 1505 NW I
- ROSSER Bob 1900 WA
- ROSSETTER Duncan
- 7293 Riverbanks Rd
- ROSSI Joseph 5745 J
- ROSSITER Albert 344
- Don 3500 Woodland P
- Henry 230 Fir Canyon
- M J 3600 Amber Ln --
- SC
- ROSSKNECHT Bill &
- ROSSOW F M 210 Wox
- ROSTRON Steve
- ROTACH Robert W 34
- ROTH Jeff & Shelley
- Philip 7681 Rogue Riv
- ROTHE Darryl
- ROTHRY Matt 8621 J
- ROTHKAMM John 15
- Larry 11260 Redwd Hy
- Sandra G 1617 Williams
- Warren G 1615 Soutl
- ROTHWELL W J 2051
- ROTOLO JE
- Jeff 452 NE Flint
- ROTTLER R M 2325 HI
- ROTTMANN C 641 NR
- ROUNNO Peter J S2
- ROUBAL J E 315 W Eva
- ROUGH Darrell E & V
- Paty 1627 Pine C Dr
- ROUGHTON David &
- 765 Savage Ck Rd G
- ROULEAU Bill & Jean
- ROUNDS M
- ROUNSAVILLE Clay &
- ROUSCUP Paul
- ROUSH Joyce 3177 PI
- ROUTH Leonard 4675



- ROTOLO JE
- Jeff 452 NE Flint
- ROTTLER R M 2325 HI
- ROTTMANN C 641 NR
- ROUNNO Peter J S2
- ROUBAL J E 315 W Eva
- ROUGH Darrell E & V
- Paty 1627 Pine C Dr
- ROUGHTON David &
- 765 Savage Ck Rd G
- ROULEAU Bill & Jean
- ROUNDS M
- ROUNSAVILLE Clay &
- ROUSCUP Paul
- ROUSH Joyce 3177 PI
- ROUTH Leonard 4675

ROE R—ROGUE

- ROE Ross N 115 Rogue River Hy 476-7251
- Steve & Diann 1131 Marjean Ln 479-0202
- ROEH Richard E 1485 SW Bridge 479-5481
- ROEHRIG M C 479-8230
- ROESER Marc & Kimberly 476-1417
- ROETHLER CR & E J 1208 SW Isham, 479-0243
- ROFF Drew 2289 Leonard Rd 476-2166
- ROGDE Melissa 500 Parkhill Pl 474-1088
- ROGERS D H 4344 Fish Hatchery Rd 476-4109
- Gilbert A 479-7962
- Greg 476-5562
- Howard E 1756 Southgate Wy 476-0584
- Jack J 5676 Jerome Prairie Rd 479-7347
- James M 459 NE 11th 479-3208
- Jean B & Robin M 2975 Lower River Rd 476-9200
- Jerry D 1625 Crow Rd Merlin 479-6784
- Jim & Mildred 479-0088
- Jo Ann 8895 Monument Dr 474-9720
- Michael A & Cindy 820 Northeast D 476-2227
- P E 700 Soldier Ck Rd 476-3064
- Paul & Bobbie 3820 Russell Rd 476-6370
- Richard 3348 Redwd Av 474-5001
- ROGERS STEVEN P OMD** 474-5001
- 109 NE Manzanita Av 476-6436
- ROGERS Steven & Serena 479-2292
- William W 512 Coutant Ln 474-2103
- ROGERSON Jeffrey 6377 Monument Dr 474-3879
- ROGGASCH M & J 479-1324
- ROGNAAS John T 476-5369
- ROGUE CLEANERS** 245 Southeast G 479-5541
- ROGUE COMMUNITY COLLEGE—** 479-5487
- CAMPUS OFFICE 3345 Redwd Hy 582-3709
- DOWNTOWN CENTER 290 Northeast C 476-5459
- ROGUE RIVER ADULT EDUCATION CENTER** 474-0762
- 109 Depot Rogue River 479-4484
- STUDENT GOVERNMENT 3345 Redwd Hy 479-4420
- SMALL BUSINESS DEVELOPMENT CENTER** 779-6445
- 206 NE 7th 476-5902
- ROGUE CRAFTSMEN INC THE 125 Southwest G** 476-7786
- ROGUE FIREBALL** 610 Redwd Hy See Rogue Gold Cheese
- ROGUE FLY & TACKLE CO** 476-3825
- 1600 Sky Pk Dr Medford 476-2628
- ROGUE GLEN RESORT** 10526 Galice Rd Merlin 476-9903
- ROGUE GOLD CHEESE** 234 SW 5th 479-6020
- ROGUE GOLD DAIRY** See Rogue Gold Cheese
- ROGUE INFLATABLES INC** 8500 Galice Rd Merlin 582-3122
- ROGUE JET BOAT EXCURSIONS** 582-0559
- 953 Lea 7th 479-4010
- ROGUE LEA ESTATES NORTH & SOUTH** 476-4307
- 415 Currie Ln 474-1931
- ROGUE LEA ESTATES WEST** 924 Kings Wy 476-2277
- ROGUE LUMBER SPECIALTIES** 479-5653
- ROGUE PHARMACY INC** 479-8396
- 518 E Main Rogue River 479-4716
- ROGUE PLAZA** 777 NE 7th 582-1440
- ROGUE RAFT FRAMES INC** 2231 Redwd Av 474-7793
- ROGUE RAIN PLANT HOSPITAL AND CARE** 582-1243
- CENTER ORCHID SUPPLIES 764 NW 4th 582-3274
- ROGUE RECOVERY PROGRAMS—** 479-1504
- ADMINISTRATIVE OFFICE OUTPATIENT & 582-1373
- DUII PROGRAMS 707 Northwest A 582-4041
- ROGUE RECOVERY HOUSE RESIDENTIAL** 582-2788
- TREATMENT CENTER FOR MEN AND 479-5963
- WOMEN 707 Northwest A 582-1634
- ROGUE RECREATION SALES** 476-1051
- 926 Redwd Av 582-0090
- ROGUE RESTAURANT** 137 Southeast H 479-9707
- ROGUE RIVER ANIMAL CLINIC** 582-3751
- 411 E Main Rogue River 582-0609
- ROGUE RIVER APPLIANCE SERVICE** 582-1262
- PO 322 SE Rivers Av 582-4590
- ROGUE RIVER AUTO PARTS** 200 1st 582-1130
- ROGUE RIVER BEAUTY SALON** 205 Main 582-3275
- ROGUE RIVER BOAT SHOP** 1815 SW Bridge 582-4595
- ROGUE RIVER CATHOLIC COMMUNITY** 476-3818
- 515 Brdwy 582-2788
- ROGUE RIVER CHAMBER OF COMMERCE** 479-5963
- 102 Main 582-1634
- ROGUE RIVER CHIROPRACTIC** 476-1051
- HEALTH CENTER** 510 E Main 582-4111
- ROGUE RIVER CHRISTIAN FELLOWSHIP** 582-2085
- 510 E Main Rogue River 582-0871
- ROGUE RIVER CINEMA** 520 Main Rogue River
- ROGUE RIVER CITY OF** 582-4401
- ADMINISTRATION 133 Brdwy Dial 911
- JACKSON COUNTY SHERIFF'S OFFICE Dial 911
- POLICE DEPARTMENT—** Dial 911
- EMERGENCY ONLY 582-4401
- OTHER POLICE BUSINESS 133 Brdwy 582-1714
- PUBLIC LIBRARY 136 Brdwy Rogue River

- ROGUE RIVER CITY & RURAL FIRE** Dial 911
- PROTECTION DIST—
- FIRE & MEDICAL EMERGENCIES 582-4411
- OTHER FIRE DEPT BUSINESS 111 Brdwy
- ROGUE RIVER DENTURE SERVICE** 476-0254
- 1850 Williams Hy 582-4356
- ROGUE RIVER EXXON** Pine 582-4225
- ROGUE RIVER EYE CLINIC** 509 E Main 582-0505
- ROGUE RIVER FAMILY PRACTICE CLINIC** 582-0505
- 509 E Main

ROGUE RIVER FLORIST-GIFTS

- ROGUE RIVER FLORIST-GIFTS—** 476-8831
- SOUTH GRANTS PASS 613 SE 6th
- NORTH GRANTS PASS** 1595-B NE 6th 479-0174

- ROGUE RIVER GUNWORKS** 914 Rogue River Hy 476-1506

ROGUE RIVER HARDWARE CO

- 324 SW 6th 476-4488
- ROGUE RIVER INN** 582-1120
- 6285 Rogue River Hy Grants Pass
- ROGUE RIVER MOBIL** See Rogue River Towing

Rogue River Mortgage & Investments

- ROGUE RIVER MORTGAGE & INVESTMENT** 514 NE 7th 476-6672

- ROGUE RIVER MULTI SERVICE CENTER—** 582-1482
- MAIN OFFICE 132 Brdwy
- DIRECTOR 132 Brdwy 582-1711
- ROGUE RIVER PRESS THE** 510 E Main 582-1707
- ROGUE RIVER PUBLIC SCHOOLS—** 582-0361
- BUS GARAGE 1898 E Evans Ck Rd
- BUSINESS OFFICE 1898 E Evans Ck Rd 582-2571
- ELEMENTARY SCHOOL 300 Pine 582-3234
- EVANS VALLEY ELEMENTARY WIMER** 582-3570
- 8205 E Evans Ck Rd
- HIGH SCHOOL ROGUE RIVER** 582-3297
- 1898 E Evans Ck Rd
- MIDDLE SCHOOL 300 Pine 582-3233
- SUPERINTENDENT OF SCHOOLS** 582-3235
- 1898 E Evans Ck Rd
- ROGUE RIVER RAFT TRIPS** 8500 Galice Rd Merlin 476-3825
- ROGUE RIVER REALTY** 102 E Main 582-4441

"Serving Grants Pass Since 1974"

ROGUE RIVER RENTALS & SALES

- ROGUE RIVER RENTALS & SALES—** 476-6008
- NORTH 2155 NW Vine 476-1156
- SOUTH 1303 Redwd Av
- ROGUE RIVER SCREEN PRINTERS** 479-9707
- Call Artistic Screen Printers Inc
- ROGUE RIVER SELF STORAGE** 5350 N River Rd 582-3751
- ROGUE RIVER SENIOR CLUB** 132 Brdwy 582-0609
- ROGUE RIVER SEVENTH DAY ADVENTIST** 582-1262
- CHURCH 4300 N River Rd GdHl
- ROGUE RIVER TEXACO** 125 Depot 582-4590
- ROGUE RIVER TIRE STORE** Pine Rogue River 582-1130
- ROGUE RIVER TOWING** Main & Depot 582-3275
- ROGUE RIVER TRADING POST** 582-4595
- 7091 Rogue River Hy Grants Pass
- ROGUE RIVER TRIPS AT GALICE** 476-3818
- 11744 Galice Rd Merlin
- ROGUE RIVER UPHOLSTERY** 582-2788
- 8670 Rogue River Hy Grants Pass
- ROGUE RIVER VALLEY GRANGE NO 469** 479-5963
- 2064 Upper River Rd
- ROGUE RIVER VIDEO** 510 E Main 582-1634
- ROGUE RIVER VINEYARDS LTD** 3145 Helms Rd 476-1051
- ROGUE RIVER WINDOW TINTING** 582-0090

- ROGUE RIVERA SUPPER CLUB** 855-1207
- 1754 Rogue River Hy Gold Hill
- ROGUE THEATRE** 143 Southeast H 476-2418

ROGUE TRANSPORTATION INC.

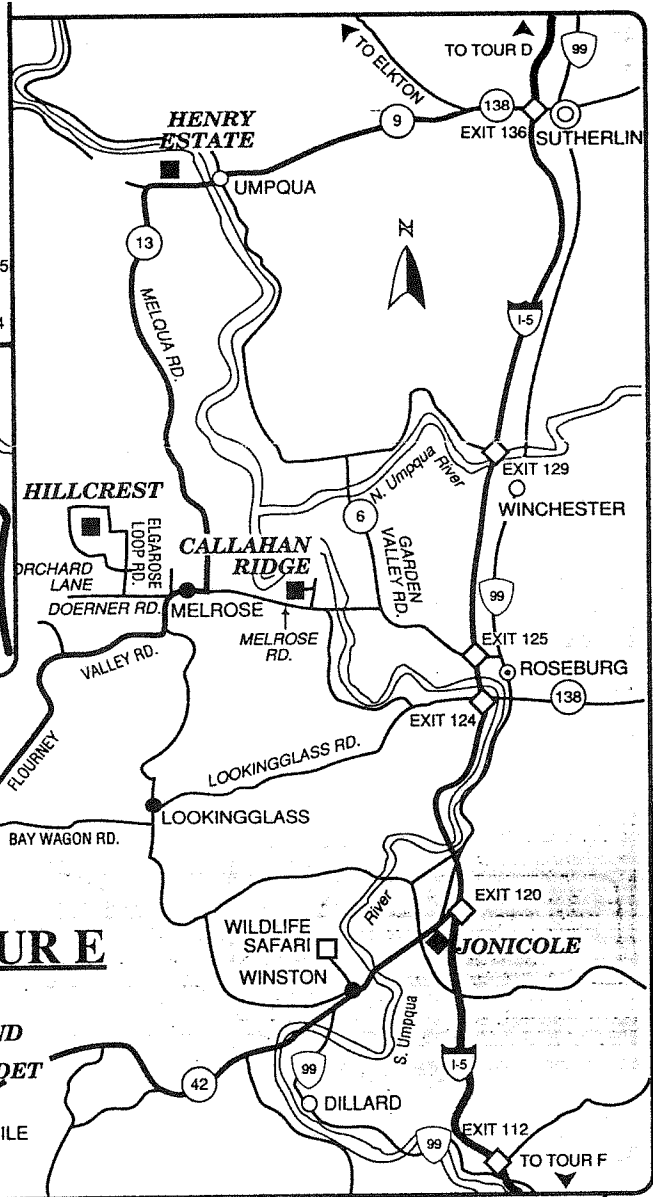
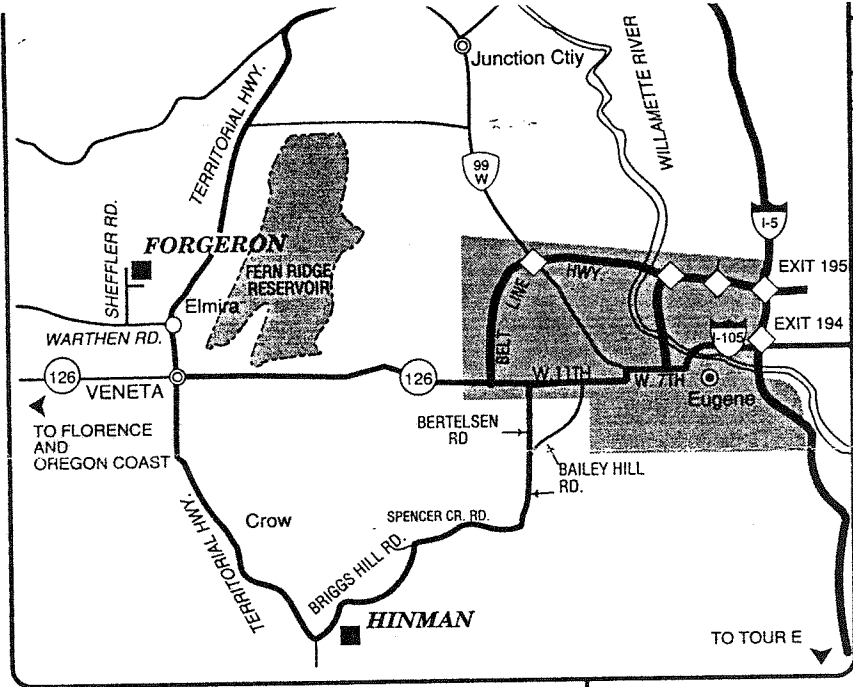
- ROGUE TRANSPORTATION INC—** 479-3217
- AIRPORT TRANSIT SERVICE
- GRANTS PASS CAB CO 476-6444
- SMITH SHUTTLE SERVICE 476-9010

- ROGUE TRUSS SYSTEMS INC** 1741 Dowell Rd 476-0854
- ROGUE VALLEY AMUSEMENT CO** 745 NE 7th 479-0101
- ROGUE VALLEY CHRISTIAN SCHOOL** 474-5000
- 1515 Redwd Av
- ROGUE VALLEY COMMUNITY CHURCH** 582-0737
- 623 Pine
- ROGUE VALLEY COUNCIL OF GOVERNMENTS—** 664-6674
- 155 S2d Central Point
- AGING PROGRAM 474-3110
- ROGUE VALLEY ENGRAVING** 850 NW 6th 476-0034
- ROGUE VALLEY FENCING** 476-9622
- 3045 Highland
- ROGUE VALLEY FINANCIAL SERVICES** 476-5810
- 431 NE 7th
- ROGUE VALLEY FLOORS** See Valley Cabinets & Carpets

- ROGUE VALLEY HEATING-AIR CONDITIONING & PLUMBING** 476-3211
- 113 Southwest M
- ROGUE VALLEY LOCK & KEY** 239 Northeast D 476-0036
- ROGUE VALLEY MARBLE CO** 940 Southeast M 474-4319
- ROGUE VALLEY MECHANICAL COMPANY** 476-3211
- 113 Southwest M

ROGUE VALLEY MEDICAL CENTER

- 2825 Barnett Rd Medford 773-6281
- GENERAL INFORMATION** 773-6281
- PATIENT ROOMS** 770-4157
- PATIENT STATUS INQUIRIES** 770-4157
- ADMITTING** 770-4158
- BUSINESS OFFICE—** 770-4111
- INSURANCE INQUIRIES 770-4136
- CREDIT OFFICE & BILL PAYMENTS
- CHILDREN'S MIRACLE NETWORK** 770-5048
- TELETHON 2650 Siskiyou By Medford
- CHILDREN'S DENTAL CLINIC** 770-4148
- EDUCATIONAL SERVICES** 770-4240
- EMERGENCY LINE FOR THE DEAF** 770-4144
- EMERGENCY DEPARTMENT** 770-5016
- HOME IV SERVICES** 770-4243
- HUMAN RESOURCE/PERSONNEL** 770-4157
- INFORMATION DESK** 770-4164
- LABORATORY** 770-4222
- MENTAL HEALTH SERVICES** 770-4214
- NURSING STAFF OFFICE** 770-4236
- OCCUPATIONAL HEALTH DEPT** 770-4236
- 2650 Siskiyou By Medford
- OPTIFAST PROGRAM** 770-5023
- 691 Murphy Rd Suite 109 Medford
- PHARMACY** 770-4251
- PHYSICAL REHABILITATION** 770-4255
- PULMONARY REHABILITATION** 770-5049
- RADIATION ONCOLOGY** 770-4263
- ROGUE VALLEY DIALYSIS SERVICES** 776-4805
- 492 Murphy Rd Medford
- ROGUE VALLEY HEALTH FOUNDATION** 770-5025
- 2650 Siskiyou By Medford
- ROGUE VALLEY HEALTH SERVICES** 770-4106
- 2650 Siskiyou By Medford
- ROGUE VALLEY SERENITY LANE ALCOHOL & DRUG TREATMENT** 600 S2d Central Point 664-1205
- SENIOR SERVICES DEPT** 770-5233
- 691 Murphy Rd Suite 212 Medford
- SLEEP DISORDERS DEPT** 770-4320
- SMULLIN CENTER** 770-4148
- SOCIAL SERVICE DEPT** 770-4272
- SPECIAL STUDIES DEPT** 770-4292
- WORK HARDENING DEPT** 770-4707
- 691 Murphy Rd Suite 109 Medford
- X-RAY DEPT** 770-4322
- ALL OTHER DEPARTMENTS** 773-6281
- ROGUE VALLEY MOBILE HOME SPECIALISTS** 476-7619
- 1996 Cloverlawn Dr
- ROGUE VALLEY MOTEL** 582-3762
- 7799 Rogue River Hy Grants Pass

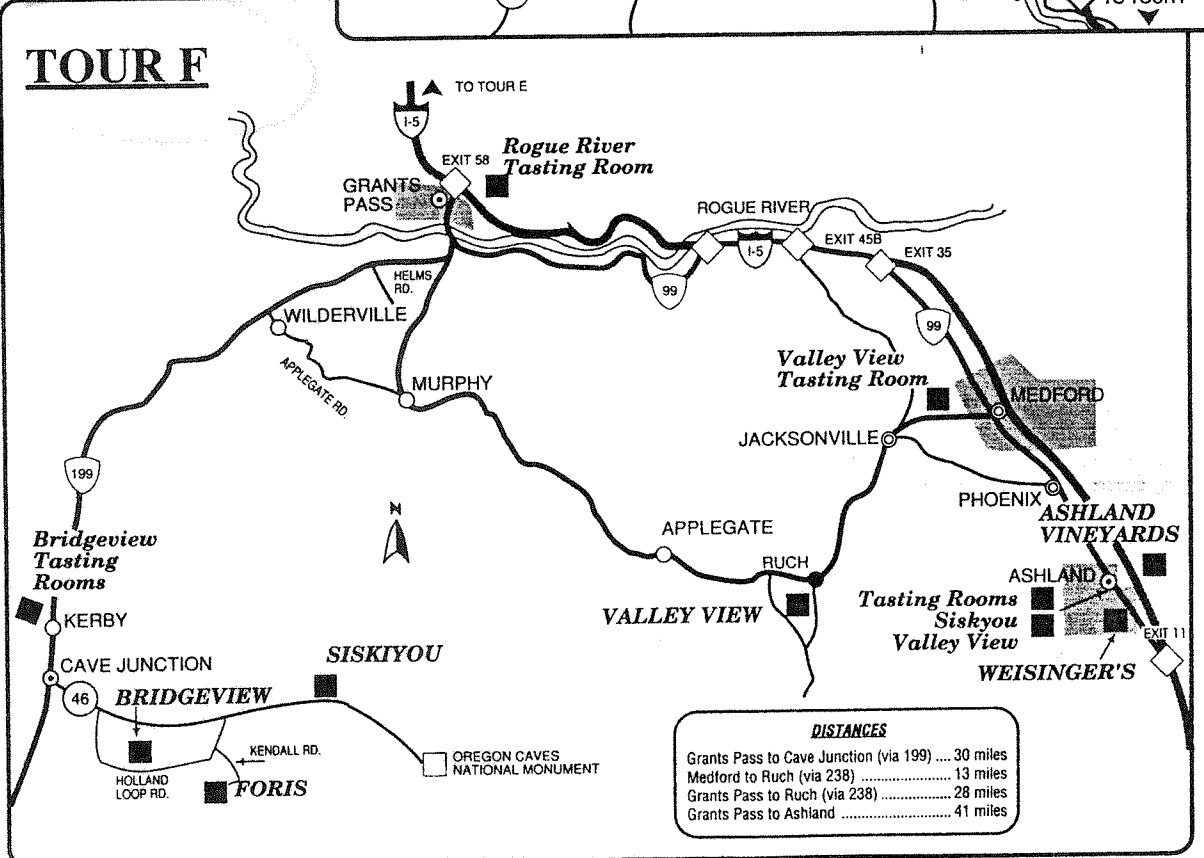


DISTANCES

Winston to Tenmile	9 miles
Tenmile to Melrose	17 miles
Melrose to Umpqua	12 miles
Umpqua to Exit 136	8 miles

- WINE TOUR E**
- Bjelland Vineyards
 - Callahan Ridge Winery
 - Girardet Wine Cellars
 - Henry Estate Winery
 - HillCrest Vineyard
 - Jonicole Vineyards

TOUR F



- WINE TOUR F**
- Ashland Vineyards
 - Bridgeview Vineyards
 - Foris Vineyards
 - Rogue River Vineyards
 - Siskiyou Vineyards
 - Valley View Vineyard
 - Weisinger's

- Tasting Rooms**
- Tasting Room, Kerby (Bridgeview)
 - Tasting Room, Ashland (Rogue River)
 - The Oregon Store (Siskiyou)
 - The Ashland Tasting Room (Valley View)

DISTANCES

Grants Pass to Cave Junction (via 199)	30 miles
Medford to Ruch (via 238)	13 miles
Grants Pass to Ruch (via 238)	28 miles
Grants Pass to Ashland	41 miles

Winery Directory

YARD WINERY. Portland OR 97209. 1922 NW Pettygrove St. Phone: [unclear]
by appointment.

VINEYARD. Newberg OR 97132. 22150 NE Quarter Mile Ln. Phone: 538-
[unclear] appointment. OWA Discount: 10%/case.

RY. Monmouth OR 97361. Hwy 99W to Airlie Rd to Maxfield Ck Rd to
Forest Rd. Phone: 838-6013. Open weekends noon-5pm. OWA Discount:
discount.

YARDS. Alpine OR 97456. Hwy 99W to Alpine Rd to 25904 Green Peak
4-5851. Open weekends noon-5pm. OWA Discount: 15%/case.

YARDS. Amity OR 97101. Hwy 99W to Rice Ln to 18150 Amity Vyds Rd,
5-2362. Open daily noon-5pm. OWA Discount: 5%/bottle, 15%/case.

YARDS WINERY. Salem OR 97306. 2565 Riverside Rd, S. Phone: 378-
[unclear] appointment.

Y WINERY. McMinnville OR 97128. 905 E 10th St. [Mailing address: PO
[unclear] 472-1587, Portland phone: 244-0695. Open weekends noon-5pm.
[unclear] 10%.

NEYARDS. Ashland OR 97520. 2775 E Main St. Phone: 488-0088. Open
[unclear] 5pm.

ND VINEYARD. Newberg OR 97132. Hwy 47 to 15225 North Valley Rd,
[unclear] PO Box 666.] Phone: 538-6931. Open weekends 11am-6pm.

HTS VINEYARD. Salem OR 97304. Hwy 99W to Zena Rd, to 6060
S Rd, NW. Phone: 581-2262. Open Tues-Sun 11am-5pm. OWA Discount:
[unclear] 6/case.

VINEYARD. Cave Junction OR 97523. I-5 to Hwy 199 to Hwy 46 to
Loop Rd. Phone: 592-4688. Open daily 11am-5pm.

VINEYARDS. Monroe OR 97456. Hwy 99W (265 S 5th). Phone: 847-5934,
[unclear] Tues-Sun noon-5pm.

RIDGE WINERY. Roseburg OR 97470. Garden Valley Rd to Melrose Rd to
[unclear] Ln. Phone: 673-7901. Open daily 11:30am-5pm.

WINERY. Dundee OR 97115. 8200 Worden Hill Rd. [Mailing address: PO
[unclear] 538-0336. Open by appointment.

ENOIT WINERY. Carlton OR 97111. Hwy 99W west of Lafayette to 6580
Springs Rd. Phone: 864-2991, 864-3666. Open weekdays noon-5pm,
[unclear] 5pm. OWA Discount: 5% above standard discount.

OUNTAIN VINEYARDS WINERY. Beaverton OR 97005. Rt. 3, Box 1036.
[unclear] 27. Open by appointment.

VINEYARDS. Gaston OR 97119. Hwy 47 to 27751 NW Olson Rd. Phone:
[unclear] daily 11am-5pm. OWA Discount: 5%/bottle.

WINERY. Rickreall. Intersection of Hwy 22 & 99W. [Mailing address:
Boise Rd, Dallas 97338.] Phone: 623-6835. Open daily 10am-6pm. OWA
[unclear] in addition to other discounts.

WINE CELLARS. Rickreall OR 97371. 501 S Pacific Hwy, West (99W).
[unclear] 405. Open Wed-Sun 1pm-6pm.

WOOD WINERY. Salem OR 97304. 2995 Michigan City Ave. [Mailing
[unclear] Wallace Rd, NW.] Phone: 371-8478. Open by appointment.

VINEYARDS. McMinnville. 935 E 10th St. [Mailing address: PO Box 204,
[unclear] 5.] Phone: 472-6315, 864-2410. Open by appointment. OWA Discount:

VINEYARD. Elmira OR 97437. Hwy 126 to Warthen Rd to 89697 Sheffler
[unclear] 35-1117. Open weekends noon-5pm. OWA Discount: 20%/case.

YARDS. Cave Junction OR 97523. Hwy 199 to Hwy 46 to 654 Kendall Rd.
[unclear] 752. Open daily noon-5pm.

WINE CELLARS. Roseburg OR 97470. Hwy 42 to 895 Reston Rd. Phone:
[unclear] Open Saturdays noon-5pm. OWA Discount: 10%/case.

CK WINERY. Salem OR 97304. Hwy 22 to Oak Grove Rd to 6057 Orchard
[unclear] NW. Phone: 371-9463. Open Tues-Sun noon-5pm. OWA Discount:
[unclear] 5%/case.

DRES WINERY. Oregon City OR 97045. 13300 S Clackamas River Dr.
[unclear] 239.

CATE WINERY. Umpqua OR 97486. I-5 Sutherlin Exit to Hwy 9. [Mailing
[unclear] 10% on

LAUREL RIDGE WINERY. Forest Grove OR 97116. Hwy 8 to David Hill Rd.
[unclear] address: Rt 1 Box 255.] Phone: 359-5436. Open Tues-Sun noon-5pm.

MARQUAM HILL VINEYARDS WINERY. Molalla OR 97038. Hwy 211 to 358
[unclear] 213. Phone: 829-6677. Open weekends 11am-5pm.

MERIDIAN. Albany OR 97321. 2920 NW Scenic Dr. Open by appointment. Ph
[unclear] 1009.

MONTINORE VINEYARDS. Forest Grove OR 97116. Rt 3, Box 193W. Phone:
[unclear] Open by appointment.

MT. HOOD WINERY. Government Camp OR 97028. Phone: 272-0209. Open w
[unclear] noon-7pm.

NEHALEM BAY WINE COMPANY. Nehalem OR 97131. Hwy 101 to 34965 H
[unclear] Phone: 368-5300. Open daily 10am-5pm. OWA Discount: 15%/case.

OAK GROVE ORCHARDS WINERY. Rickreall OR 97371. Hwy 99W to 6090
[unclear] Rd. Phone: 364-7052. Open Tues-Sun noon-5pm.

OAK KNOLL WINERY. Hillsboro OR 97123. Hwy 219 to 29700 SW Burkhalte
[unclear] Phone: 648-8198. Open Wed-Fri & Sun noon-5pm, Sat 11am-5pm. OWA Disco
[unclear] 15%/case.

PANTHER CREEK CELLARS. McMinnville OR 97128. 1501 E 14th. Phone:
[unclear] Call for appointment.

PELLIER WINERY. Salem OR 97304. 99W to Zena Rd to 6785 Spring Valle
[unclear] Phone: 371-3001. Open Tues-Sun 11am-5pm.

PONDEROSA VINEYARDS. Lebanon OR 97355. 39538 Griggs Dr. Phone: 25
[unclear] Closed.

PONZI VINEYARDS. Beaverton OR 97007. Hwy 210 (SW Scholls Fy Rd) to
Vandermost Rd. [Mailing address: Rt 1 Box 842.] Phone: 628-1227. Open we
[unclear] noon-5pm. Office & sales Mon-Fri 9am-4:30pm. OWA Discount: 5%/bottle, 15

REX HILL VINEYARD. Newberg OR 97132. 30835 N Hwy 99W, 2 1/2 mi ea
[unclear] Newberg. Phone: 538-0666. Open daily 11am-5pm. OWA Discount: 5%/bottle,
[unclear] 25% on 3 or more cases.

ROGUE RIVER VINEYARDS. Grants Pass OR 97527. Hwy 199, south near
[unclear] to 3145 Helms Rd. Phone: 476-1051. Open daily 10am-5pm.

SCS CELLARS. Roseburg OR 97470. 451 Candy Ln. Phone: 673-0418. Call
[unclear] appointment.

SCHWARZENBERG VINEYARDS. Dallas OR 97338. Hwy 99W to 11975 Sm
[unclear] Phone: 623-6420. Open Tues-Sun 11am-5pm.

SERENDIPITY CELLARS WINERY. Monmouth OR 97361. Hwy 99W to Airl
[unclear] Maxfield Ck Rd to 15275 Dunn Forest Rd. Phone: 838-4284. Open Wed-Mon
[unclear] 6pm. OWA Discount: 5%/bottle, 20%/case, 30% two or more cases.

SHAFER VINEYARD CELLARS. Forest Grove OR 97116. Hwy 8, 4.5 mi w
[unclear] Forest Grove. [Mailing address: Star Rt Box 269.] Phone: 357-6604. Open v
[unclear] noon-5pm. OWA Discount: 5%/bottle.

SHALLON WINERY. Astoria OR 97103. 1598 Duane St. Phone 325-5978. O
[unclear] noon-6pm.

SILVER FALLS WINERY. Sublimity OR 97385. 4972 Cascade Hwy, SE. Ph
[unclear] 9463. Open weekends noon-5pm.

SISKIYOU VINEYARDS. Cave Junction OR 97523. Hwy 199 to 6220 Oregon
[unclear] Hwy. Phone: 592-3727. Open daily 11am-6pm. OWA Discount: 5%/bottle, 15

SOKOL BLOSSER WINERY. Dundee OR 97115. Hwy 99W to Sokol Blosser
[unclear] [Mailing address: PO Box 399.] Phone: 864-2282. Open daily 10:30am-5:30p
[unclear] Discount: 20%/case.

ST. INNOCENT WINERY. Salem OR 97302. 2701 22nd St SE. Grand Openi
[unclear] 14th & 15th, then open weekends 1pm-4:30pm. Phone: 378-1526.

ST. JOSEF'S WINE CELLAR. Canby OR 97013. Hwy 99E to 28836 S Bark
[unclear] Canby. Phone: 651-3190. Open daily 11am-5pm.

THREE RIVERS WINERY. Hood River OR 97031. I-84 Exit 62 to 275 Cor
[unclear] Rd. Phone: 386-5453. Open Mon-Sat 11am-5pm, Sun 1pm-5pm.

TUALATIN VINEYARDS. Forest Grove OR 97116. Hwy 47 or Hwy 8 to C
[unclear] Rd. [Mailing address: Rt 1 Box 339.] Phone: 357-5005. Open week days 10
[unclear] weekends noon-5pm. OWA Discount: 5% above standard discount.

TYEE WINE CELLARS. Corvallis OR 97333. Hwy 99W to 26335 Greenber
[unclear] 752. Open weekends noon-5pm.

VINEYARD. Roseburg OR 97470. Phone: 673-3709. Open daily 11am-5pm. OWA Discount: 20%/case.
 VEYARDS. Eugene OR 97405. Lorane Hwy to Spencer Ck Rd to 27012
 id. Phone: 345-1945. Open daily noon-5pm.
 WINERY. Salem. 501 14th St, SE. [Mailing address: PO Box 12278,
] Phone: 362-4111. Open weekdays 9am-5pm, Sat 10am-5pm, Sun noon-
 discount: 25%/case, 10% on gift items.
 R VINEYARDS. Hood River OR 97031. I-84 to Exit 62 to Country Club
 Westwood Dr. Phone: 386-3772. Open daily 10am-5pm.
 RATH WINERY. Dundee OR 97115. 99W to 9th to Worden Hill Rd to
 Hudson Ln. Phone: 538-3318. Open daily 10:30am-5:30pm through Oct.
 Open daily 11am-5pm. OWA Discount: 5%/bottle.
 ERY. Dundee OR 97115. 18380 NE Buena Vista. Phone: 538-6476. Open by

VERTAS VINEYARD WINERY. Newberg OR 97132. Hwy 99W to 31150
 2 1/2 mi east of Newberg. Phone: 538-1470. Open Fri-Mon 11am-5pm.
 WASSON BROTHERS WINERY. Sandy OR 97055. 41901 Hwy 26. Phone: 6
 Open daily 10am-5pm. OWA Discount: 5%/bottle.
 WEISINGER'S ASHLAND VINEYARD. Ashland 97520. 3150 Siskiyou Blvd.
 5989. Open Tues-Sun 11am-5pm.
 WINDY RIDGE WINERY. Tigard OR 97223. 9816 SW Tigard St. Phone: 68
 by appointment. OWA Discount: 10%.
 WITNESS TREE VINEYARD. Salem 97304. 99W to Zena Rd to 7111 Sprin
 NW. Phone: 585-7874. Open by appointment.
 YAMHILL VALLEY VINEYARDS. McMinnville OR 97128. Hwy 18 south o
 McMinnville to 16250 Oldsville Rd. Phone: 843-3100. Open Tues-Sun 11am-

CLASSIFIED ADVERTISEMENTS

OREGON WINE
 er 1989 No. 67
 Publisher Elaine Cohen
 Editor Rich Hopkins
 Business Manager Bill Miller
 Artist Doug Hunt
 Photographers Robert Koglin Gloria Ediger
 Contributors Bill Ousterhout Barbara Delbol
 Member: Winegrowers Association
 a-Willamette Chapter, Enological Society
 Wine Press, Inc. 644 SE 20th Ave.
 97214 U.S.A. TEL. (503) 232-7607
 Copyright © 1989

• BUSINESS OPPORTUNITIES •
TASTING ROOM AVAILABLE
 Best downtown Salem location -
 Antique Row - good walk-in tourist
 traffic. High-class setting.
SUCCESSFUL ANTIQUE SHOP
INVITES WINERY PARTICIPATION.
 Preservation Hall, 220 Commercial
 N.E., 362-8882.

• EQUIPMENT •
FOR SALE
 In line single pad filter, gallon flow
 meter, 110 v. gear reduced stainless
 mixer, 6 pad filter machine, all usable
 condition. Call 631-7776.

GRAPE STAKES ACZA
 Treated. \$279/Unit/400 Pcs. IN-LINE
 WIRE TIGHTENERS Spring-Latch
 Ratchet Type \$225 Per 100. John
 Johnston 847-5969 or 847-5740
 Monroe.

30 and 25 gal oak kegs - \$50.00 and
 \$40.00, (503)287-9114.

• FOR SALE •
ANTIQUe TABLE
 Walnut & wrought iron "Great Table"
 9'6" X 4'6". The table is carved in a
 California mission style. The set
 includes ten matching chairs. This
 table would be great for a tasting
 room table. Earle Antique Co., 223
 Commercial, Salem Or (503) 370-9666.

• HOUSE FOR RENT •
CARRIAGE HOUSE on private Yamhill
 County orchard estate near wineries
 available for rent by day/week. One
 bedroom, charmingly restored,
 completely equipped, great kitchen.
 Swimming, tennis. \$90.00 per night.
 Reservations (503) 538-4606.

Live in the heart of Oregon's wine
 country surrounded by vineyards and
 panoramic views. 3 br./2 1/2 bath
 modern house for rent with office/
 den, oversized double garage, and
 potting shed. Room for vegetable
 garden. Excellent neighbors actively
 involved in the Oregon wine industry.
 \$1100/month. (503)775-1873 eves and
 wknds; (503)538-0666 wkdays.

• MUSIC •
 Classical Guitarist. Music for all
 occasions, festivals, weddings, 20
 years exp. MARSHALL ADAMS, 752-
 1067.

• TRADE •
 Delivery vehicle needed. Mini-van or
 pickup w/canopy. Trade for display
 advertising in Oregon Wine
 newspaper. Phone 232-7607 anytime.

• GRAPES FOR •
HOME WINEMAKERS
 Chardonnay and Pinot Noir. U-Pick.
 Close to Portland, near N.W. 185th
 and Germantown. Ready end of Sept.,

• VINEYARD LAND
FOR SALE
 Yamhill County:
 East of Yamhill off Hwy
 acres from 340 - 600 ft.
 approximately 50 acres pl
 pasture, balance includes
 pasture, barn & some mat
 Paved road frontage. \$22
 \$95,000.
 Forty acres west of cit
 Yamhill. South slope jory
 soils in a secluded small
 Beautiful setting. Offers v
 \$95,000.
 Walnut Hill (north end
 Hills) 60 acre parcel from
 ft. elevation, south and s
 slopes, yamhill soil. Pave
 road frontage, wooded ho
 Cascade view. \$240,000.
 Marion County:
 South Salem Hills. 638
 Approximately 335 acres
 suitable in grass. 550 -
 elevation, south, southea
 slopes, jory & nekia soil
 quality 4,000 sq.ft. home
 house, mobil home, 3 ba
 equipment & livestock, 2
 creek. \$2 million.
 McLain & Associates, V
 Property Brokers. (503)5

CLASSIFIED
 1 time @ \$0.75/word,
 3 times @ \$0.60/word
 headlines \$3 X 3
 BLIND ADS additional
 SPECIAL RATE for W
 Help Wanted or Emp
 Wanted, Winery/Vine
 for Sale/Trade/Want
 Include payment with

EXHIBIT II

Historical and current evidence that the boundaries of the proposed Rogue Valley AVA are as specified herein. 27 CFR Section 9.3(b)(2).

The boundaries of the Rogue Valley AVA, as described in this application, encompass all the past and present commercial winegrowing areas of the region. The map presented herein follows not only the natural dictates of the pronounced geography of the area, but also the grape farmers' reaction to it. Accordingly, the mapped area is largely described by the low elevation land along the watercourses of the Rogue River and its tributaries. The region's farmers have always allowed the natural geography to dictate where they would plant grapes and other crops. The original settlement of the region and the resultant political and urban features of the area have been likewise subject to the physical limitations of the local geography. It is these physical features that serve well as indicators of where the Rogue Valley starts and stops.

The siting of historic and present day vineyards closely follows this idea of planting near watercourses at lower elevations. Today viable commercial vineyards are found at or near the communities of Ashland, Talent, Medford, White City, Eagle Point, Central Point, Ruch, Rogue River, Grants Pass, Applegate, Murphy, Selma, Cave Junction, and Holland. All of these areas are within the boundaries of the proposed Rogue Valley AVA.

Because the Rogue Valley is completely surrounded by three towering mountain ranges, no confusion or ambiguity has ever arisen as to where the Valley is and where it is not. The boundaries of the Rogue Valley are very clearly cut. For instance, at the northern and western boundaries of the Rogue Valley one encounters the Siskiyou and Oregon Coast Ranges. Since these peaks are high and difficult to cross (even today) they have always presented a hindrance to transportation and settlement. They also serve to form an effective dividing line geographically and commercially from the Umpqua Valley to the north in Douglas County and the Chetco River Valley to the west in Curry County. The same sort of definitive dividing line is found in the Siskiyou Mountains which separates the Rogue Valley from the Klamath River Valley in northern California. Also, the Cascade Mountains to the east serve as a clear partition between the Rogue Valley and the Klamath River Basin in Klamath County.

The main tributaries of the Rogue River are: 1) Bear Creek which drains Medford, Ashland and the surrounding smaller communities, 2) the Applegate River which drains the south central part of the Valley, Jacksonville and the south Grants Pass area, 3) Evans Creek which drains Rogue River City, Wimer and the north central part of the Valley, and 4) the Illinois River which drains Holland, Cave Junction, Selma and the southwestern portion of the Valley, and which merges with the Rogue River at the town of Agness in Curry County. There are also many more small creeks and water systems which feed the Rogue River and its main tributaries.

Director, BATF
Exhibit II "Rogue Valley"
August 29, 1989
Page 2.

In addition to the Rogue River drainage system I have further defined the viticultural area, insofar as practical, by elevation. There are three reasons for this. First, the physiology of winegrapes dictate that a vineyard site (and a viticultural area) must take into consideration possible winter injury. "Severe winter cold may kill the aboveground parts of vines. The degree of cold that the vines will stand differs according to the variety, the maturity of the wood, and the weather pattern preceding the freeze. All vinifera varieties, if the vines are fully dormant, will withstand temperatures down to 10 degrees F. (-12 degrees C.), but vines that are not well matured may be killed by less severe temperatures. At zero F. (-18 degrees C.), vinifera varieties are usually damaged seriously..." (General Viticulture by Winkler, Cook, Kliewer and Lider, Univ. of Calif, 1974 p.493) Because winter temperatures frequently fall below these limits at higher elevations, it is inappropriate to include the mountainous portions at the periphery of the region within the proposed Rogue Valley AVA. Secondly, summer temperatures at higher elevations would not be sufficient to ripen fruit. As a minimum, at least 1700 to 2000 degree days above 50 degrees F. are needed to ripen winegrapes in any particular year. (ibid p. 64) These temperature sums do not exist at the higher elevations of this region. Lastly, as with most of California, southern Oregon experiences a summer drought each year and irrigation is necessary. Since irrigation facilities do not exist at the higher elevations, commercial viticulture is not possible in these areas.

Some Viticultural History

The Rogue Valley enjoyed a sizable grape and wine industry during the 19th and early 20th centuries. The area's first winegrape vineyard and winery was started by Peter Britt. "He secured cuttings from the mission grapevines of California and, family tradition has it, by 1858 Britt was making the first wine in the Territory. He eventually experimented with more than 200 varieties of grapes, ranging for advice as far as the German Wine Growers' Association on the Rhine... By 1880 his 15-acre vineyard was producing up to 3,000 gallons a year. Records show that he made a very popular claret, along with muscatel, schiller, zinfandel and port." (Photographer Of A Frontier the photographs of Peter Britt by Alan Clark Miller, Interface California Corp., 1976, p. 30) Mr. Miller reports that Britt's vineyard was located near Jacksonville west of Medford. The winery operation was called Valley View Vineyards. Today the name Valley View Vineyards is used by the Rogue Valley's first post-Prohibition winery, which is located near the town of Ruch south of Jacksonville.

"Farmers at Ashland in southwestern Oregon grew Vinifera table grapes and were shipping Flame Tokays to market before the Tokay industry developed at Lodi in California. In 1880, when the special national census of winegrowing was taken, Jackson County was listed as producing 15,000 gallons of wine..." (The Wines of America by Leon D. Adams Houghton Mifflin, 1973 p. 342)

Director, BATF
Exhibit II "Rogue Valley"
August 29, 1989
Page 3.

In 1884 A. G. Walling published his History of Southern Oregon. In it he states: "Thus far experiments have been successfully conducted in the planting and care of vines and the making of wine. Some sixty or seventy acres of vines have been set out, mainly near Jacksonville, where are located the two largest vineyards, those of R. Morat and J.N.T. Miller, each of whom devote several acres to that culture. Their wine production, amounting to several thousand gallons annually, is consumed in the home market..."

In 1905, the Rogue River Courier newspaper reported the visit of A. H. Carson to Grants Pass. They comment that Mr. Carson "...is the largest grape grower in Oregon, he having 31 acres to grapes. Mr. Carson grows several varieties, but most of his vineyard is to Tokays, Emperors and Black Ferrerras..." (Josephine County Historical Highlights II compiled by Edna May Hill Josephine County Library System, 1979, p.5.) The Carson vineyard was located on the Applegate River in the Missouri Flat district of Josephine County.

EXHIBIT III

Evidence relating to geographical features which distinguish the viticultural features of the proposed Rogue Valley AVA from the surrounding areas. 27 CFR Section 9.3(b)(3)

The Rogue Valley is unique in Oregon viticulture in two respects: The climate is warmer than anywhere else in the State and the land is higher. For instance the only Zone II grapegrowing area in Oregon listed in General Viticulture (op. cit.) p.65 is Grants Pass in the Rogue Valley. Here the "Heat summation" is listed at 2680 degrees. This compares with the Zone I figures of 2220 degrees for Roseburg, Oregon in the Umpqua Valley AVA and 2030 degrees for Salem, Oregon in the Willamette Valley AVA. (ibid p. 64) The heat summation for Medford in the Rogue Valley is 2650. (Compiled from Climatology of the United States No. 84, Daily Normals of Temperature, Heating and Cooling Degree Days and Precipitation 1951-80, N.O.A.A., 1983, #355429.)

The greater warmth of the Rogue Valley allows certain grape varieties to achieve a level of success not found in the surrounding areas of western Oregon. In western Oregon, except for the Rogue Valley, the grape variety Merlot fails to set fruit reliably. Merlot is "the predominant variety in St. Emilion and Pomerol [in Bordeaux, France], it is also present to a greater or lesser degree in almost all the Medoc vineyards. It comes into flower earlier than the Cabernets [Sauvignon and Franc], and is therefore prone to coulure - arrested growth and dropping off of the tiny buds at flowering time caused by rain, cold or high winds..." (Great Bordeaux Wines, Little, Brown, 1986, by James Seely from his introduction p. x.) If the temperature in a Merlot vineyard at flowering time is at 60 degrees F. or less pollen germination is very poor and little or no grape crop is produced. General Viticulture (op. cit.) p. 128 and 487 The warm spring weather in the Rogue Valley protects the Merlot from serious coulure problems. Some coulure can occur, but the effect is often beneficial in that it tends to reduce the Merlot's yield and thereby improve the resultant wine's quality. Ted Jordan Meredith in his Northwest Wine Companion (Nexus, 1988) p.57 states: "Unless the spring weather is just right, Merlot refuses to set berries. In Oregon, during berry set, conditions are seldom just right. Southwest Oregon [the Rogue Valley], near the California border, experiences these problems to a lesser degree."

Wines made from Rogue Valley Cabernet Sauvignon grapes are widely regarded as the finest in Oregon. Again the warmer climate is responsible. "With occasional exception, Oregon's Willamette Valley is too cool for the best Cabernet Sauvignon. Further south, the Umpqua Valley, and particularly, southwest Oregon [the Rogue Valley], near the California border, are capable of producing fine Cabernets." (ibid, p.51) Mr. Meredith goes on to describe the Applegate Valley (within the proposed Rogue Valley AVA) as "one of the warmest grape growing areas in western Oregon..." Adding that "Cabernet Sauvignon rather than Pinot Noir is the red wine grape of choice." (ibid p.71) Later Mr. Meredith describes the Illinois Valley (in the proposed Rogue Valley AVA) as being "...only slightly cooler than the nearby Applegate Valley." Further stating that "...warmer climate grapes like Cabernet Sauvignon and Semillon are well-suited to the Illinois Valley." (ibid p. 107)

Director, BATF
Exhibit III "Rogue Valley"
August 29, 1989
Page 2.

The warmer climate derives partly from the fact that the Rogue Valley is at the southern end of Oregon and therefore influenced by the lower latitude. The average Latitude for the Rogue Valley is approximately 42 Degrees 20 Minutes. Another geological factor working to making the Rogue Valley the warmest place in western Oregon is the weak coastal influence from the Pacific Ocean. During the summer high pressure weather patterns form over the hot interior of Oregon and California. The Oregon Coast Range, working together with these high pressure systems, keep the cool and damp Pacific air from entering the Rogue Valley during the grape growing season. This also explains why the Rogue Valley experiences a drought each summer and why it has some of the lowest annual rainfall of any place in western Oregon. (Atlas of Oregon, Univ. of Oregon, 1976, p.133-134)

The other great geological difference between the Rogue Valley and surrounding areas is the high elevation of the land. In fact all the highest elevation vineyards in Oregon are in the Rogue Valley. Suprisingly, the highest elevation vineyard in the Umpqua Valley AVA, is still lower than the lowest Rogue Valley vineyard! Hillcrest Vineyard in the Umpqua Valley is at 850 feet above sea level. (The Wine Spectator, "Oregon's Other Wine Valley," May 16-31, 1986, p.32) While the Rogue Valley's lowest elevation vineyard is Rancho Vista Vineyard in Grants Pass at 1,100 feet. The remaining Rogue Valley vineyards go up from there!

Sites like the Rogue Valley, located at high elevations, experience large drops in evening temperatures. When viewed along with high daytime temperatures, the drop in nighttime temperatures is dramatic. The average daily temperature range in July for Medford is higher than any other place in Oregon: 37 degrees F. The average Medford July high is more than 86 degrees F. (+30 degrees C.) and the average nighttime low is 50 degrees F. (10 degrees C.). (Atlas of Orgeon, ob. cit. p.130-131)

These low evening temperatures have a beneficial effect on wine grapes. The retention of grape acids is much better when the fruit is ripened in a cool evening environment. (General Viticulture, op. cit., p.155.) Also, cool nights aid significantly in the coloration of ripening grapes. (ibid p.162) These characteristics of high elevation viticulture lead to improved wine quality.

EXHIBIT IV

The specific boundaries of the proposed Rogue Valley AVA, based on features which can be found on United States Geological Survey maps of the largest applicable scale. 27 CFR Section 9.3(b)(4)

The follow boundary description is made with reference to the U.S.G.S. map "Medford" NK 10-5 1:250,000 scale (revised 1976).

The proposed Rogue Valley AVA is located entirely within Jackson and Josephine Counties in southern Oregon.

- 1) Beginning at U.S. Interstate 5 at the point where it crosses the Josephine County/Douglas County line;
- 2) Then south and southwest along U.S. Interstate 5 to and including the Town of Wolf Creek;
- 3) Then west and south along the Southern Pacific Railway Line to and including the Town of Hugo;
- 4) Then southwest along the secondary, hard surface road known as Hugo Road to the point where the Hugo Road crosses Jumpoff Joe Creek;
- 5) Then west and down stream along Jumpoff Joe Creek to the intersection of Jumpoff Joe Creek and the Rogue River;
- 6) Then northwest and down stream along the Rogue River to the first point where The Wild and Scenic Rogue River designated area touches the easterly boundary of the Siskiyou National Forest south of Galice;
- 7) Then east, south and west (with many diversions) along the easterly border of the Siskiyou National Forest to the 42 degree 0 minute latitude line;
- 8) The east along 42 degree 0 minute latitude line to the point where the Siskiyou National forest again crosses into Oregon east of U.S. 199;
- 9) Then north, east and south (with many diversions) along the northern boundary of the Siskiyou National Forest to the point where the Siskiyou National Forest touches the Rogue River National Forest at Big Sugarloaf Peak;
- 10) Then east, north and south (with many diversions) along the northern border of the Rogue River National Forest to the point where the Rogue River National Forest intersects with Slide Creek south of Ashland;
- 11) Then southeast and northeast along Slide Creek to the point it touches State Highway 273;
- 12) Then northwest along State Highway 273 to the point it touches State Highway 66;

Director, BATF
Exhibit IV "Rogue Valley"
August 29, 1989
Page 2.

- 13) Then east along State Highway 66 to the east line of Township 39 South Range 2 East, Willamette Meridian (T39S R2E W.M.);
- 14) Then following the east line of T39S R2E in a northerly direction to the northeast corner of T39S R2E;
- 15) Then westerly along the north line of T39S R2E to the 2,600 foot contour line;
- 16) Then following the 2,600 foot contour line and crossing Walker Creek in a northerly direction to the point where the 2,600 foot contour line touches the east line of T38S R1E;
- 17) Then north along the east line of T38S R1E to the northeast corner of T38S R1E;
- 18) Then west along the north line of T38S R1E to the northwest corner of T38S R1E;
- 19) Then north along the west line of T37S R1E to the northwest corner of T37S R1E;
- 20) Then east along the north lines of T37S R1E and T37S R2E to the southeast corner of T36S R2E;
- 21) Then north along the east line of T36S R2E to the northeast corner of T36S R2E;
- 22) Then west along the north line of T36S R2E to the northwest corner of T36S R2E;
- 23) Then north along the east line of T35S R1E to the northeast corner of T35S R1E;
- 24) Then west along the north line of T35S R1E to the northwest corner of T35S R1E;
- 25) Then north along the east line of T34S R1W to the northeast corner of T34S R1W;
- 26) Then west along the north lines of T34S R1W, T34S R2W, T34S R3W, T34S R4W and T34S R5W to the northwest corner of T34S R5W.
- 27) Then north along the west line of T33S R5W to the Jackson County/Douglas County line;

Director, BATF
Exhibit IV "Rogue Valley"
August 29, 1989
Page 3.

28) Then west along the Jackson County/Douglas County line to U.S. Interstate 5;

29) Then north along U.S. Interstate 5 to the Jackson County/Douglas County line and the point of Beginning.

EXHIBIT V

Copy of U.S.G.S. Map Titled "Medford" NK 10-5 Scale 1:250,000 with the boundaries of the proposed Rogue Valley AVA marked in red. 27 CFR Section 9.3(b)(5)

DAVID R. BEAUDRY

839 EAST JACKSON, SUITE B
MEDFORD, OR 97504
(503) 773-6705

November 20, 1989

Ms. Shanon C. Hall, Specialist
Bureau of Alcohol, Tobacco and Firearms
1200 Pennsylvania Avenue, N.W.
Room 6237
Washington, D.C. 20226

Re: "Rogue Valley" AVA Petition Dated August 29, 1989
C:R:W:SCH

Dear Ms. Hall:

This is in reply to your recent letter which I received October 30, 1989 (copy enclosed).

Your letter asks for certain additional information concerning the proposed "Rogue Valley" American Viticultural Area. My replies are as follows:

1. There are seven (7) wineries located within the Rogue Valley area. An eighth winery in Eugene, Oregon (in the Willamette Valley) is partly owned by a Rogue Valley grape grower. Substantially all the fruit used by this Eugene winery is grown in the Rogue Valley. A ninth winery, as yet unbonded, is under construction in the Rogue Valley. Many Umpqua and Willamette Valley wineries use fruit grown in the Rogue Valley.
2. There are approximately 49 vineyards in the Rogue Valley. These vineyards total approximately 400 acres of wine grapes.
3. The average length of the growing season in the Rogue Valley is 180 days.
4. The average annual rainfall in the Rogue Valley is 28 inches.
5. For a description of the soil types in the Rogue Valley, I am enclosing copies of personal correspondence from Roger Borine and John A. Yungen. Dr. Borine personally directed the Soil Conservation Service's soils surveys of both Jackson and Josephine Counties. Dr. Yungen is personally acquainted with all the agricultural soils in the Rogue Valley and has long experience in the agricultural scientific community. Please notice that both letters refer to the unique character of Rogue Valley soils as compared with surrounding areas. Also, Dr. Yungen's letter makes the point that there are at least 10

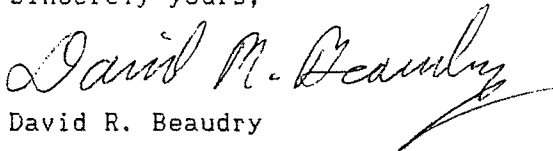
Ms. Shanon C. Hall
November 20, 1989
Page 2.

soil types which are common to both Jackson and Josephine Counties. This has the effect of further unifying the defined area of the Rogue Valley, AVA. This soils information, when taken in conjunction with the climate and elevation evidence previously presented, should serve to further strengthen this application.

6. Enclosed, I am returning the original map of the proposed Rogue Valley viticultural area. I have not changed the boundaries shown on the map as you suggested in your letter. As we agreed earlier this month over the telephone, I may continue to use township lines for much of the boundary of the viticultural area. As we discussed, the Rogue Valley is bounded entirely by numerous and continuous chains of mountains and foothills. I have argued that to define boundaries along these mountainous contour lines would result in a line which is enormously complex, twisted and convoluted. I don't believe your administration of these boundaries would be helped by such complexity. Indeed, township lines are easier to find on the ground because they are physically represented by survey monuments, fences, hedges, etc. Contour lines can be a good deal more obscure. Lastly, your letter states that you find national forest boundaries to be acceptable. I would point out that the national forests shown on the map are bounded not by contour lines or watercourses, but by township lines and their subdivisions such as section lines.

Please continue processing my petition, and please let me know if you require any further information.

Sincerely yours,


David R. Beaudry

Enclosures:

Copy of Shanon Hall letter
Copy of Roger Borine letter of November 7, 1989
Copy of John A. Yungen letter of November 9, 1989
Map of proposed Rogue Valley, AVA

UNITED STATES
DEPARTMENT OF
AGRICULTURE

SOIL
CONSERVATION
SERVICE

DESCHUTES BUS. CTR.
BLDG. C, SUITE 1
BEND, OR 97701

November 7, 1989


David Beaudry
839 E Jackson St. Suite E
Medford, Or 97504

Following is a brief description of physical features and soils in the Rogue River drainage area that you requested:

Southwestern Oregon is characterized by steep, rugged mountains and narrow river valleys. The Klamath, Siskiyou, and western Cascades are the principle mountain ranges in this area. These mountains are made up of volcanic, altered volcanic and sedimentary, and intrusive igneous rocks. The valleys consist of flood plains, terraces, alluvial fans, and hills. The area is drained by three rivers - the Rogue River and its larger tributaries, the Illinois River and the Applegate River.

The topography, parent material and climate combine and interact to influence soil properties unique to this area. Six of ten Soil Orders (Vertisols, Ultisols, Mollisols, Alfisols, Inceptisols, and Entisols) occurring in the world are in the Rogue Valley area. The soils in this area have many characteristics that affect their behavior and management.

If you have questions or need additional information please call.



Roger Borine
Area Soil Scientist

cc: Brian Lanning, DC
Medford

12/20/89 10-30 01 a



DEPARTMENT OF THE TREASURY
BUREAU OF ALCOHOL, TOBACCO AND FIREARMS
WASHINGTON, D.C. 20226

C:R:W:SCH

Mr. David Beaudry
Rogue Valley Grape Grower
839 East Jackson, Suite B
Medford, Oregon 97504

Dear Mr. Beaudry:

This is in reference to your petition, dated August 29, 1989, to establish the "Rogue Valley" of southern Oregon as an American viticultural area.

We have completed an initial review of your petition, and some additional information will be required before the petition can be processed.

We need to know the total number of wineries and vineyards located in the proposed viticultural area, and an approximate total acreage of grapes grown in the area.

Your petition discusses elevation and climate to some extent, however we need to know the average length of your growing season, the average annual rainfall, and a description of the soil types in the area as opposed to the surrounding areas.

We have also reviewed your map showing the boundaries of the proposed area, and your narrative description of these boundaries. While we have previously approved viticultural area boundaries which used township/range or latitude/longitude descriptions, we prefer to use natural boundaries such as rivers, creeks, roads, trails, or contour lines whenever possible. The use of national forest boundaries, as you have done in your petition, is also acceptable.

We are returning your map for revisions as to the boundaries, if possible. A prompt response would be appreciated, as we cannot continue to process your petition until we receive the requested items.

If we can provide further assistance please contact Specialist Shanon Hall at (202) 566-7626.

Sincerely yours,

Shanon C. Hall
Wine and Beer Branch

Enclosure

Southern Oregon
Experiment Station



569 Hanley Road
Medford, Oregon 97502-1206

(503) 772-5165

November 9, 1989

Mr. David Beaudry
839 E. Jackson
Medford, OR 97504

Dear Mr. Beaudry:

Here are some of my interpretations of the agricultural soils of Jackson and Josephine counties. The soils would be in the 900 to 2000 foot elevation range.

While there are some similarities between the soils of the two counties, there are also some differences.

Most of the agricultural soils in Jackson County formed under an annual rainfall of 18-20 inches. Those in Josephine County generally formed under higher precipitations, ranging from 20 to 35 inches. The differences resulted in slightly greater degrees of soil acidity in Josephine County where the pH of the soils ranges from 5.7 to about 6.4. In Jackson County, soil pH ranges from 5.8 to 6.6. These differences are rather small, but they can be of importance to crops that are sensitive to small variations in soil pH. I do not believe the differences in pH are of major importance to grapes.

Jackson County does have some soil series that are of clay texture, particularly east of Bear Creek and extending into the foothills from Ashland to Eagle Point. There are some clay soils west of Bear Creek also. One of the highest uses of these soils is the growing of pears. Grass pasture and hay crops are also important on the irrigated acres. These soils are represented by such series as Carney, Coker, and Phoenix clays. They have good productive capacity, but are difficult to till because of their clayey textures. These series are not found in Josephine County.

From the 1978 Soil Survey of Josephine County and the 1969 interim Soil Survey of Jackson County, I found at least 10 soil series that are common to both counties. They are Barron, Camas, Central Point, Cove, Debenger,

Evans, Kerby, Newberg, Pollard, and Ruch. I believe when the Jackson County soil survey is published within the next year or two, there will be more series listed that are common to both counties.

The climates of the two counties are quite similar as far as temperatures are concerned, although there are precipitation differences. Parent material differences influence the type of soils that are formed. Some soils have formed from granitic rock, some from sandstone, and others from sedimentary and igneous rocks. Some soils have been formed in place by the weathering of rock material, while others are alluvial, being deposited on land by streams.

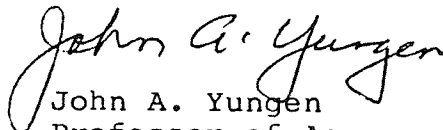
The soils of Jackson and Josephine counties are much closer related to each other than to those of the Willamette Valley, coastal, or eastern Oregon areas. There are very few soil series common to southern Oregon and to the Willamette Valley.

Soils of the Willamette Valley formed under at least 40 inches of annual precipitation and they are considerably more acid than those of southern Oregon. The pH ranges from 5.4 to 6.0. Agricultural practice can influence soil pH. The most widely used nitrogen fertilizers will acidify the soil over a period of time, while the application of lime will decrease soil acidity.

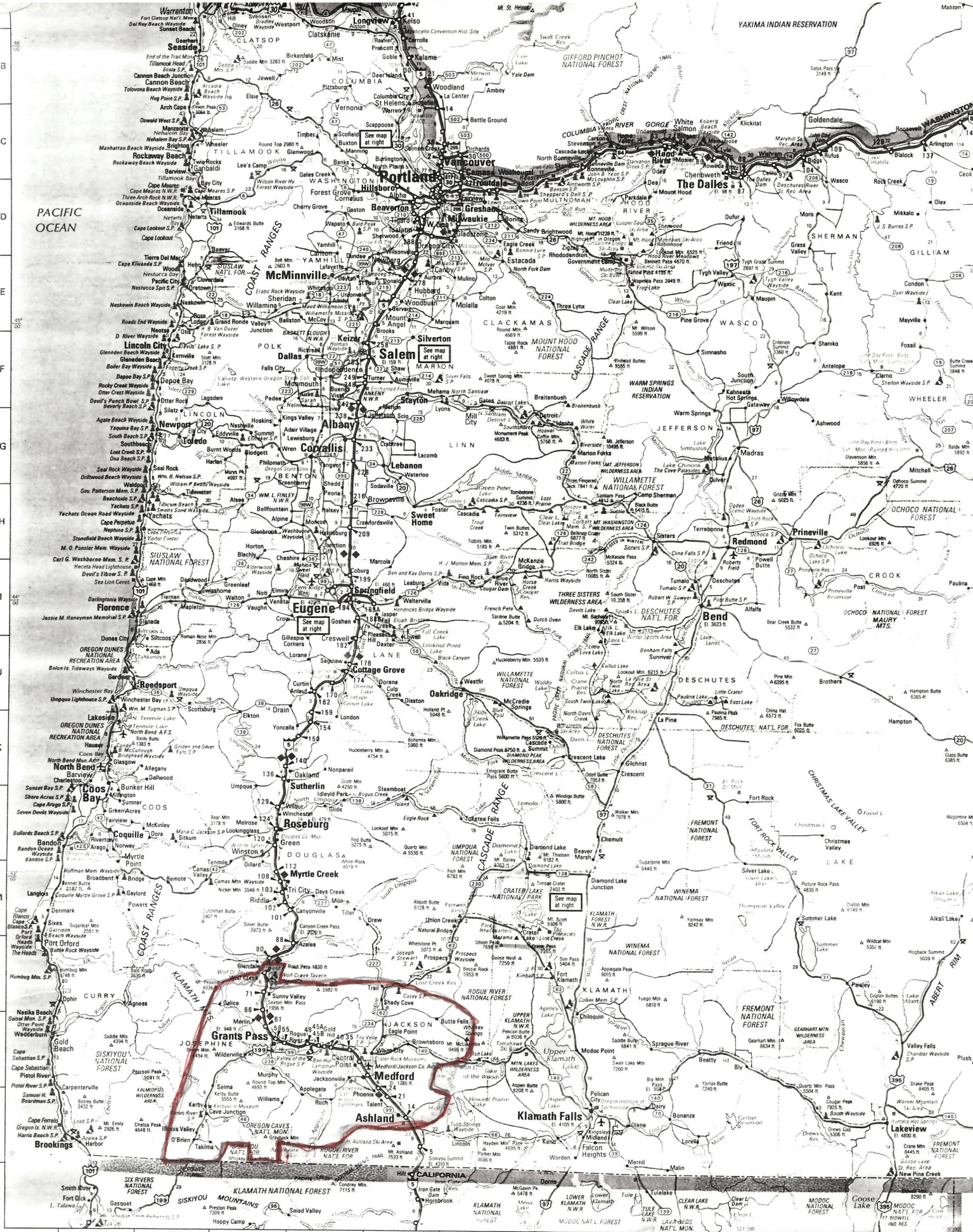
Parent material and climatic differences have also resulted in differences in soils between southern Oregon and the Willamette Valley. Fertilizer and lime recommendations differ among the two areas.

I would again emphasize my opinion that there is a closer relationship between the soils and cropping patterns of Jackson and Josephine counties than with the Willamette Valley.

Sincerely yours,



John A. Yungen
Professor of Agronomy, Emer.



Rogue Valley

Oregon