

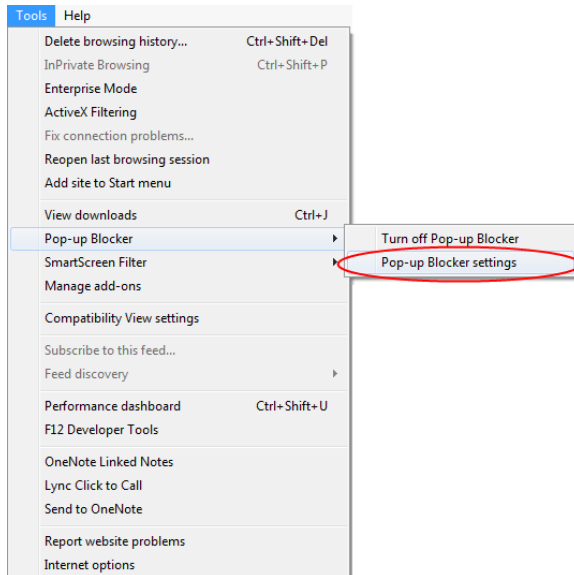
# Formulas Online

## How to Allow Pop-Ups in Internet Explorer 11

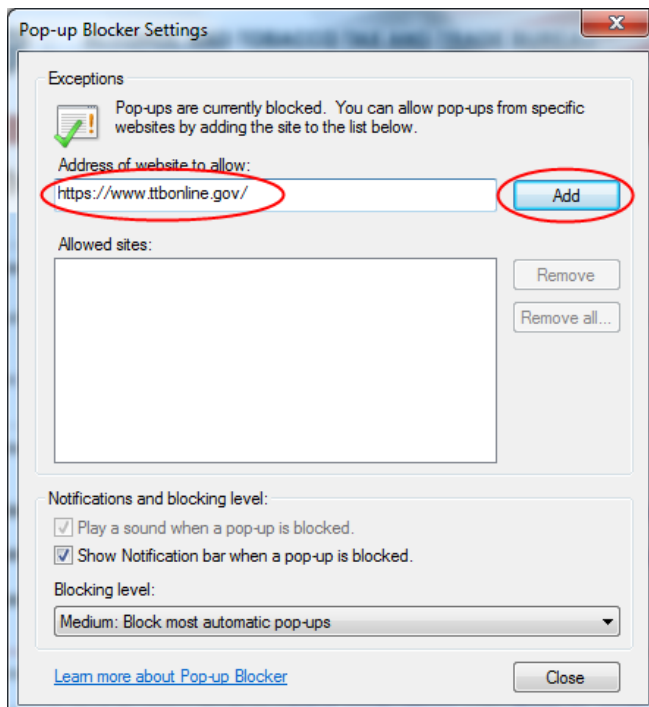
Some TTB Web Based Applications (i.e., Formulas Online) require that you allow pop-ups. Rather than allow pop-ups for ALL web sites, you may configure pop-up settings for specific web sites.

### Configure Pop-Up Settings

1. Select the Tools menu and select **Pop-up Blocker > Pop-up Blocker settings**.

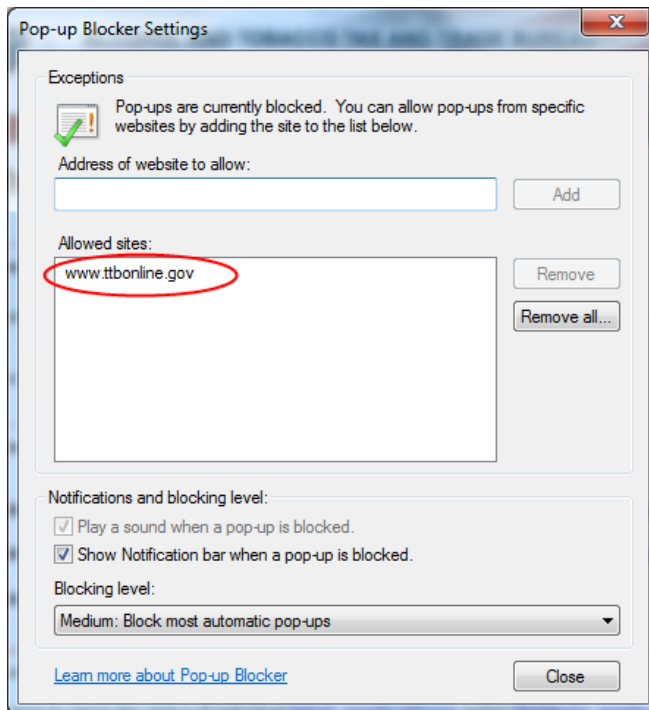


2. Enter the address of the web site where you want to allow pop-ups in the Address of website to allow field.



## How to Allow Pop-Ups in Internet Explorer 11

3. Select the **Add** button. The web site is added to the Allowed sites list.



4. Follow Steps 2-3 for additional web sites.
5. Select the **Close** button to close the Pop-up Blocker Settings dialog.