



What's New in Formulas Online 2.6 (Industry Members)

Release Date: December 2017

The following system functionality enhancements and bug fixes are included in the Version 2.6 release of the [Formulas Online](#) system:

Beverage Submissions Only

Enhancements

- **Wine: ABV Range Not to Span 7%** – On wine submissions, you will now see an error message upon clicking Validate or Submit if the Alcohol Content of Finished Product is expressed as a range and the following is true: Low <7 and High >=7.

Wine Alcohol Content of Finished Product Error Message

Errors:

Formula Tab

- The range of Alcohol Content of Finished Product you specified spans 7%. Please modify your range to be either less than 7% or 7% or greater. For example, a range of 6-8% is not allowed, but a range of 6-6.9% or 7-8% is compliant.

- **Imports: Require Foreign Manufacturer Name on Initial Entry** – Upon creating a new beverage import submission, you will now be required to enter the Foreign Manufacturer name when first prompted (see screenshot) instead of having the option of adding it later on the Company tab. This eliminates a validation error.

Foreign Manufacturer Name Required

The screenshot shows a web form titled "Create New or Superseding Formula". The form contains fields for Name, Street, City, State, and Zip, with pre-filled information for "OZEKI SAKE (U.S.A.) INC." and "249 HILLCREST RD HOLLISTER, CA 95023-4921". Below this is the "Submitter Mailing Address" section with dropdowns for "Address Format" (USPS Domestic) and "City" (Washington), and input fields for "Street", "State" (DC), and "Zip" (20009). The "Foreign Manufacturer Address" section has a dropdown for "Address Format" (Foreign Ad) and input fields for "Name", "Street", "City", "Country", "Region", "Province", and "Foreign Postal Code". At the bottom, there are radio buttons for "Create New Formula" (selected) and "Supersede Existing Formula", along with "Continue" and "Cancel" buttons. A modal dialog box titled "Message from webpage" is overlaid on the form, displaying a warning icon and the text "Please enter the Foreign Manufacturer Name before continuing." with an "OK" button. A red arrow points to the "Name" field in the "Foreign Manufacturer Address" section.

What's New in Formulas Online 2.6 (Industry Members)

- **Supersede Only One Formula** – The system now allows you to supersede only one formula instead of multiple formulas. After a formula is entered in the 'Supersedes Formulas' section, the "Add" button is no longer available. If the formula entered is deleted, the "Add" button reappears. This update also applies to Drawback and SDA submissions.

Supersede Only One Formula ("Add" Button Removed)

○ Create New Formula ● Supersede Existing Formula ⓘ

Supersedes Formula

1 Select "Add" below to identify the formula you are superseding.

	COMPANY FORMULA #	TTB FORMULA ID
<input type="checkbox"/>	PB-W-41-436	1200276

Delete

2 If the approved formula is not in Formula Online, please [Upload](#) a copy of the formula approval.

3 Summarize the revisions that were made to the approved formula in a [Comment](#).

REMINDER: Please be sure your submission is complete, including a full list of ingredients, a step-by-step method of production, and all necessary would provide when creating a new formula.

Bug Fixes

- **Users Able to Enter Invalid Superseded Formula** – This release fixes a bug that allowed users to enter a Permit Number and Company Formula Number for a formula that should not be a candidate for a supersede. A validation message was also added so that if an invalid formula information is entered, a message will display to instruct users to select an approved and closed beverage submission to supersede.

Supersedes Formulas Box

Supersedes Formulas

Superseded Formula

Identify the original formula you are superseding:

- If the approved formula is in Formulas Online, select the TTB Formula ID of the formula.
- If the approved formula is not in Formulas Online, select the Permit Number and enter the Company Formula # of the formula.

Superseded Formula

TTB Formula ID:

OR

Permit Number: Company Formula #:

Message from webpage

⚠ Please select an approved and closed Beverage submission formula to supersede.


OK

We collect this information to verify your information under 26 U.S.C. 6103, and... must be considered confidential tax

What's New in Formulas Online 2.6 (Industry Members)

- **Validations for Superseding Submission Not Executing on Validate or Submit** – This bug appeared when an in-process submission with a formula in the Supersedes Formula section was copied as new (i.e., the Copy as New link was used to create a new submission); the new submission would essentially inherit the Supersedes Formula information from the original submission. This is an issue because the new submission would then have a supersedes formula that is no longer a candidate for supersedes. This fix enforces the proper business rules and resolves this issue.
- **Superseding Beverage Sometimes Gets a New TTB Formula ID** – When a formula being superseded has no Company Formula number (like with imports), a new TTB Formula ID is sometimes generated upon submitting. This bug fix ensures that the original TTB Formula ID is retained.
- **Source (Import, Domestic) Drop-Down Should Filter Based on Permit Type** – This fixes a bug where the drop-down for Product Source on the Main tab was displaying “Import” as an option even if the permit selected was not an importer. The Product Source field has been fixed to filter based on permit type.

Product Source on Main Tab

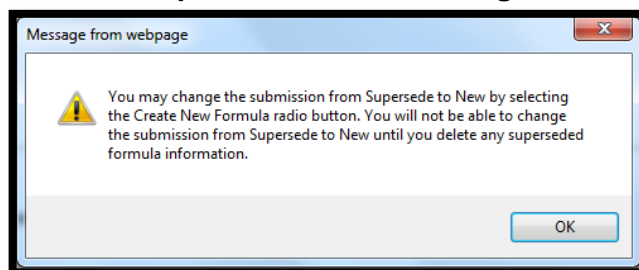


The screenshot shows a web form titled "Product Source on Main Tab". At the top, there are tabs for "Main", "Formula", "Samples", "Company", "Comments", and "Docs/Links". Below the tabs, there are links for "Print", "Comment", and "Upload". The form contains several fields and options:

- Radio buttons for "Create New Formula" (selected) and "Supersede Existing Formula".
- A link: "Does my product require formula approval?".
- Fields for "TTB Formula ID:", "Company ID:", "Company Name:", and "Company Formula #:". The "Company Formula #" field has a dropdown menu showing "-I-" and a text input field containing "123".
- A field for "Commodity:" with a dropdown menu showing "Wine".
- A field for "Product Name:" with a text input field containing "EXAMPLE WINE".
- A field for "Product Source:" with a dropdown menu showing "Import". This field is highlighted with a red box.

- **Superseded Section on Main Should Close When Switching from Supersede to New** – This fix closes the Supersedes Formula section when switching from the 'Supersede Existing Formula' radio button to the 'Create New Formula' radio button. If, however, superseded formula information was entered, a message will display to instruct you to delete the superseded information before switching to 'Create New Formula.'

Supersede-to-New Message



What's New in Formulas Online 2.6 (Industry Members)

Nonbeverage Submissions Only

Enhancements

- **Help for Product Name (Drawback)** – When you click in the Product Name field on the Main tab, helpful naming guidelines will display in a box. You can close the box by clicking on the “X” in the upper right corner or by clicking in another field.

Product Name Help

The screenshot shows the 'Drawback' form with the 'Main' tab selected. The 'Product Name' field contains the text 'Example'. A tooltip box is overlaid on the right side of the form, containing the text: 'Any products containing artificial ingredients cannot have "WONF" in the name. For more naming guidelines, refer to our [Drawback Tutorial](#).' The tooltip has a close button (X) in the top right corner.

- **“What Does TTB Look For?” Checklist (Drawback)** – This new Checklist feature shows you the information you need to provide to TTB while entering your Drawback formula to avoid delays from omissions or mistakes. The feature is located on the Formula tab in a new “What does TTB look for?” section.

“What does TTB look for?” Checklist

The screenshot shows the 'Drawback' form with the 'Formula' tab selected. A new section titled 'What does TTB look for?' is visible, containing a checklist of items. A red box highlights this section, and a red arrow points to it. The checklist items are: 'Naming Guidelines', 'Purchased Intermediates without Company Formula # (TTB#)', 'Sample needed?', 'Limited Ingredients', and 'Unfit for Beverage Statement'. Each item has a list of specific requirements or questions.

- **New "i" Help for New vs. Supersede Radio Buttons (Drawback)** – The ‘Create New Formula’ and ‘Supersede Existing Formula’ radio buttons now feature an “i” information icon with guidance to help you make the appropriate selection. These buttons appear in the initial pop-up window when creating a new submission (New>Formula and Process for Nonbeverage Product) and on the Main tab.

What's New in Formulas Online 2.6 (Industry Members)

Create New – “i” Help

The screenshot shows the 'Create New or Superseding Formula' form. It includes a 'Company Name' dropdown, an 'Action' section with radio buttons for 'Create New Formula' (selected) and 'Supersede Existing Formula', and 'Continue' and 'Cancel' buttons. A help icon is visible next to the 'Supersede Existing Formula' option. A pop-up window on the right provides instructions on when to choose 'Supersede Existing Formula' versus 'Create New Formula'.

Indicate whether you are seeking approval for a new formula or for a superseding (revised) formula.

Choose to Supersede Existing Formula if:

- There is a change in the yield due to a change in the manufacturing process.
- Correcting an error or an omission in a non-limited ingredient.
- Changing the formulation from an approved formula to one with no eligible alcohol (No Action).

For any of the following revisions, choose Create New Formula:

- A color is added or removed.
- A TTB or FDA limited ingredient is added or removed.
- The quantity of a TTB or FDA limited ingredient is changed.
- Changes in the formula affect the labeling status of the product.
- Changes in the formula affect the beverage character of the product.

For additional information, refer to [Revisions to Approved Formulas](#) in the Drawback Tutorial.

Main Tab – “i” Help

The screenshot shows the 'Drawback' main tab with a navigation bar (Main, Formula, Samples, Company, Comments, Docs) and a 'Supersedes Formulas' section. The 'Supersede Existing Formula' radio button is selected. A help icon is visible next to it. A pop-up window on the right provides instructions on when to choose 'Supersede Existing Formula' versus 'Create New Formula'.

Indicate whether you are seeking approval for a new formula or for a superseding (revised) formula.

Choose to Supersede Existing Formula if:

- There is a change in the yield due to a change in the manufacturing process.
- Correcting an error or an omission in a non-limited ingredient.
- Changing the formulation from an approved formula to one with no eligible alcohol (No Action).

For any of the following revisions, choose Create New Formula:

- A color is added or removed.
- A TTB or FDA limited ingredient is added or removed.
- The quantity of a TTB or FDA limited ingredient is changed.
- Changes in the formula affect the labeling status of the product.
- Changes in the formula affect the beverage character of the product.

For additional information, refer to [Revisions to Approved Formulas](#) in the Drawback Tutorial.

- **Instructional Text Added to 'Supersedes Formulas' Pop-Up Window (Drawback, Rider)** – Instructional text to help you identify the formula you are superseding was added to the 'Supersedes Formulas' window that displays when you select the 'Supersede Existing Formula' radio button, then the 'Add' button.

Supersedes Formulas Instructional Text

The screenshot shows the 'Supersedes Formulas' pop-up window. It has a title bar and a close button. The main content area is titled 'Superseded Formula' and contains instructions on how to identify the original formula. A red box highlights the instructional text. Below the instructions are two input fields: 'TTB Formula ID' and 'Company Code', with an 'OR' separator between them. A 'Company Formula #' field is also present. 'OK' and 'Cancel' buttons are at the bottom.

Superseded Formula

Identify the original formula you are superseding:

- If the approved formula is in Formulas Online, select the TTB Formula ID of the formula.
- If the approved formula is not in Formulas Online, select the Company Code and enter the Company Formula # of the formula.

Superseded Formula

TTB Formula ID:

OR

Company Code: Company Formula #:

OK Cancel

What's New in Formulas Online 2.6 (Industry Members)

- **Instructional Text Added in Supersedes section - Main tab (Drawback)** – 1-2-3 instructional text to help you with your superseding submission was added to the 'Supersedes Formulas' box that displays after selecting the 'Supersede Existing Formula' radio button on the Main tab. It includes links to make it easier for you to upload a copy of an approved formula and comment on the formula revisions.

Supersedes Formulas 1-2-3 Instructional Text

The screenshot shows the 'Supersedes Formulas' section with the 'Supersede Existing Formula' radio button selected. The instructional text is as follows:

- 1 Select "Add" below to identify the formula you are superseding.
- 2 If the approved formula is not in Formula Online, please [Upload](#) a copy of the formula approval.
- 3 Summarize the revisions that were made to the approved formula in a [Comment](#).

REMINDER: Please be sure your submission is complete, including a full list of ingredients, a step-by-step method of production, and all necessary supporting documents, just as you would provide when creating a new formula.

- **Supersede Only One Formula (Drawback, SDA)** – The system now allows you to supersede only one formula instead of multiple formulas. After a formula is entered in the 'Supersedes Formulas' section, the "Add" button is no longer available.

Supersede Only One Formula ("Add" Button Removed)

The screenshot shows the 'Supersedes Formulas' section with the 'Supersede Existing Formula' radio button selected. The instructional text is as follows:

- 1 Select "Add" below to identify the formula you are superseding.
- 2 If the approved formula is not in Formula Online, please [Upload](#) a copy of the formula approval.
- 3 Summarize the revisions that were made to the approved formula in a [Comment](#).

REMINDER: Please be sure your submission is complete, including a full list of ingredients, a step-by-step method of production, and all necessary supporting documents, just as you would provide when creating a new formula.

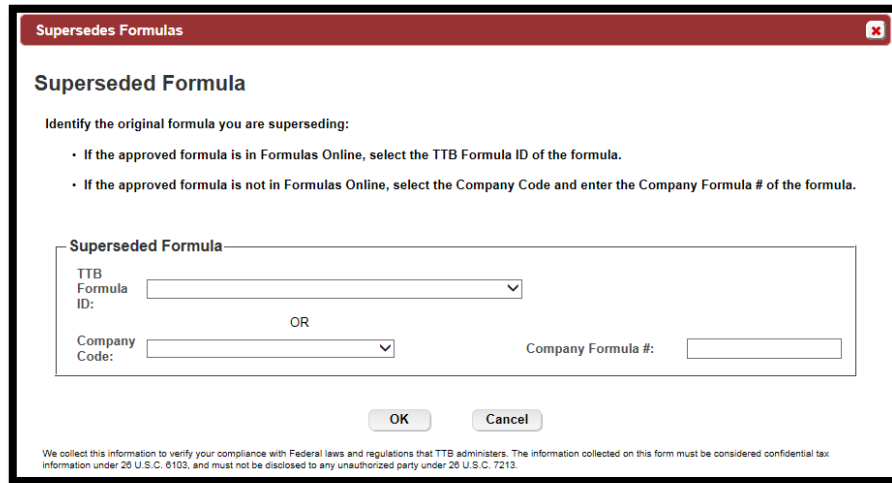
The 'Delete' button is highlighted with a red box, indicating that the 'Add' button is no longer available.

Bug Fixes

- **Drawback Supersedes Pop-up Layout Issues** – This fix resolves a minor issue whereby two different versions of the 'Supersedes Formulas' pop-up may display.

What's New in Formulas Online 2.6 (Industry Members)

Supersedes Formulas Pop-Up Box



Supersedes Formulas

Superseded Formula

Identify the original formula you are superseding:

- If the approved formula is in Formulas Online, select the TTB Formula ID of the formula.
- If the approved formula is not in Formulas Online, select the Company Code and enter the Company Formula # of the formula.

Superseded Formula

TTB Formula ID:

OR

Company Code: Company Formula #:

We collect this information to verify your compliance with Federal laws and regulations that TTB administers. The information collected on this form must be considered confidential tax information under 26 U.S.C. 6103, and must not be disclosed to any unauthorized party under 26 U.S.C. 7213.

- **TTB Formula ID Drop-Down on Supersedes is Not Populated (Drawback)** – The TTB Formula ID drop-down menu on the Supersedes Formulas pop-up was not populating with Closed TTB formulas IDs as it should. This fix updates the code for populating this field.
- **Company Code/Company Formula # in Supersedes Pop-Up Not Accepting Valid Entries (Drawbacks)** – This bug fix corrects for an error message that would display when valid Company Code and Company Formula # were entered.
- **Invalid Formula IDs in the Supersede Drop-Down (Rider and Drawback)** – This bug fix resolves an issue where the TTB Formula ID drop-down on the Supersedes Formula pop-up would display invalid (not closed) Formula IDs.

Resource Links:

- [Formulas Online](https://ttbonline.gov) (ttbonline.gov log in)
- [Formulas Online Software Release Notices](#)
- [Formulas Online Customer Page](#)